


SURVEY MAP SHOWING THE DETAILS OF THE SURVEY NUMBERS OWNED BY THE SUNDARAM ABEX LTD.



DETAILS OF EXTENT

S.NO.	EXTENT	SQ. MT.
1401/2	0.29	1173.60
1405/2	0.81	3277.89
1403	0.97	3925.49
1395/2	1.14	4613.46
1390/1	1.04	4208.77
1390/2	0.97	3925.49
1390/3B	1.13	4573.00
1389/2	1.14	4613.46
1388/2	1.21	4896.75
1387/1B	0.07	283.28
1387/2B	0.44	1780.63
1387/3B	0.49	1982.98
1311/2	0.28	1133.13
1312/2	0.23	930.79
1386/1	0.75	3035.17
1386/2B	0.52	2104.39
1385/1A2	0.24	971.25
1385/2B	0.90	3642.21
1385/3	0.71	2873.30
1384/1A2	0.47	1902.04
1384/2A	0.37	1497.35
1384/2B1B	0.27	1092.66
1393/1	0.61	2468.61
1393/2	0.40	1618.76
1391	0.19	768.91
1397/3B	0.01	40.47
1394/1B	0.58	2347.20
1392	0.85	3439.86
1404/2	2.39	9678.09
1396/1A2	0.01	40.47
1402	1.18	4775.34
<b>TOTAL</b>	<b>20.66</b>	<b>83608.90</b>

P.P. No. / P.P. No. /  
 C.N. 22/1891/55  
 Part I  
 Part II  
 A.P. 533  
 D.P.

Planning Permit No. C/PP/8/A/P 95  
**APPROVED**  
 SUBJECT TO THE CONDITIONS IN  
 THIS OFFICE LETTER.  
 No. C/9737/95 Date: 5.9.95  
 FOR MEMBER SECRETARY  
 MADRAS METROPOLITAN  
 DEVELOPMENT AUTHORITY  
 MADRAS - 600 008.

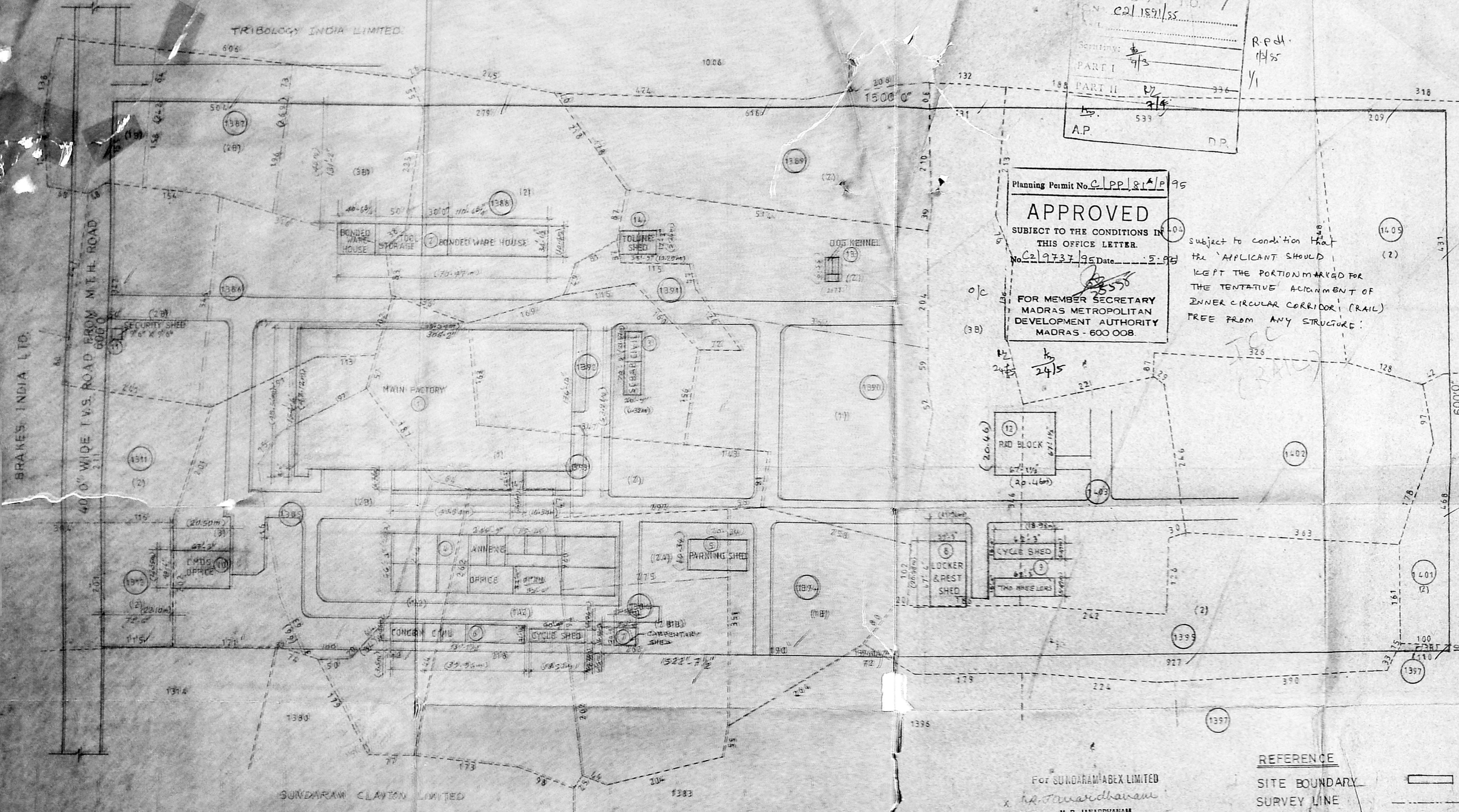
subject to condition that  
 the APPLICANT SHOULD  
 KEEP THE PORTION MARKED FOR  
 THE TENTATIVE ALIGNMENT OF  
 INNER CIRCULAR CORRIDOR (TRAIL)  
 FREE FROM ANY STRUCTURE.

BUILDING DETAILS

- ① MAIN FACTORY 4743.16
- ② BONDED WARE HOUSE & TOOLS 746.47
- ③ CIVIL SHED & SCRAP YARD 136.30
- ④ ANNEXE BUILDING 1364.20
- ⑤ TEST VEHICLE PARKING SHED 210.40
- ⑥ CYCLE SHED 285.10
- ⑦ DUST MIXING ROOM 44.60
- ⑧ LOCKERS, REST ROOM & TOILET 246.10
- ⑨ STAND FOR TWO WHEELERS 209.00
- ⑩ CHAIRMAN'S OFFICE 260.68
- ⑪ SECURITY SHED 11.92
- ⑫ RESEARCH & DEVELOPMENT 418.62
- ⑬ DOG KENNEL 24.48
- ⑭ TOLUENE STORAGE 54.10

SQ. MT.  
 8618.93

R. SESHADRI B.E. M.I.E.  
 Licensed Surveyor No. 12  
 KAMBATTUR TOWNSHIP



REFERENCE

SITE BOUNDARY  
 SURVEY LINE

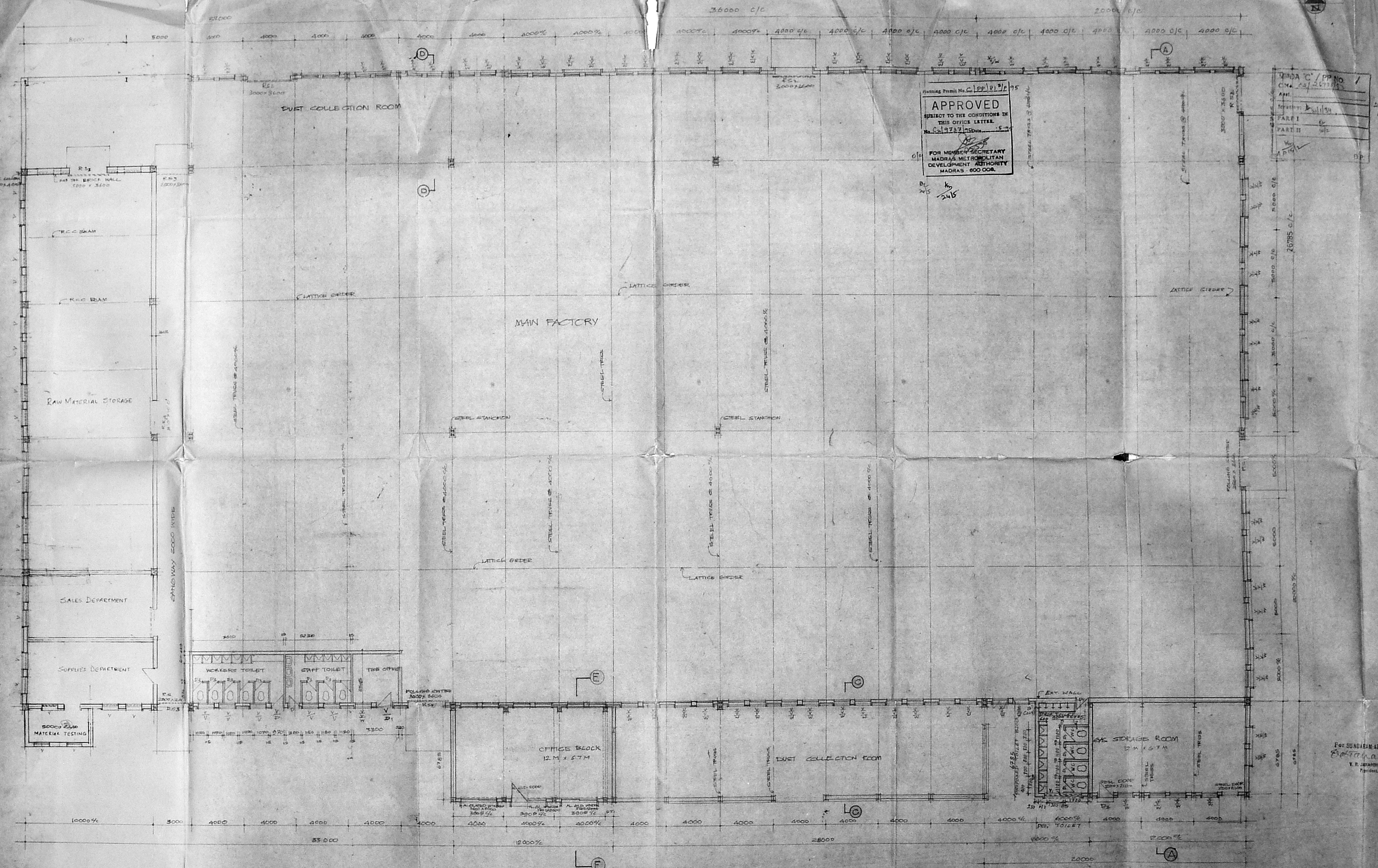
For SUNDARAM ABEX LIMITED  
 V. R. JANARDHANAM  
 President.

SUNDARAM ABEX LTD  
 MADRAS 50

MAP SHOWING THE DETAILS  
 SITE PLAN

SCALE = 1" = 66'0"  
 DATE =

DRG. NO. =



Planning Permit No. C/EP/81/7/95  
**APPROVED**  
 SUBJECT TO THE CONDITIONS IN THIS OFFICE LETTER.  
 No. C/7337/MSD/MS - 5  
 FOR MEMBER SECRETARY  
 MADRAS METROPOLITAN  
 DEVELOPMENT AUTHORITY  
 MADRAS - 600 008.

QANDA 'C' / PP NO. /	
CM. 13/26783	
App:	
Scale:	1/100
PART I	1/100
PART II	1/100
W. P. /	
A. P. /	

- 3000 x 3000
- 1800 x 2048
- D. T.W. PARALLELED DOOR 600 x 2100
- D. - DO - 1200 x 2100
- D. - DO - 782 x 2100
- W. GIBEL CEMENT WINDOW 1200 x 1200
- V. DO. VENTILATOR 900 x 900
- P. WALLING SHUTTER 2440 x 2048
- S.D. SLIDING DOOR 1830 x 2440
- V. VENTILATOR 2300 x 1000
- PLINTH AREA = 4743.16 m<sup>2</sup>

PLAN - MAIN FACTORY

For SUNDARAM ABEX LIMITED  
*S. Seshadri*  
 S. SESHADRI, B.E., P.E., P.A.E.  
 Licensed Surveyor No. 122  
 AMBATTUR TOWNSHIP  
 V. R. SUNDARAM  
 Project

SCALE	1:100
SUNDARAM ABEX LTD PADI MADRAS 600 008	
DRAWN BY	M. S. S. S.
TRACED BY	
CHECKED BY	
DATE REVISION	04/96 GROUP CIVIL ENGINEER

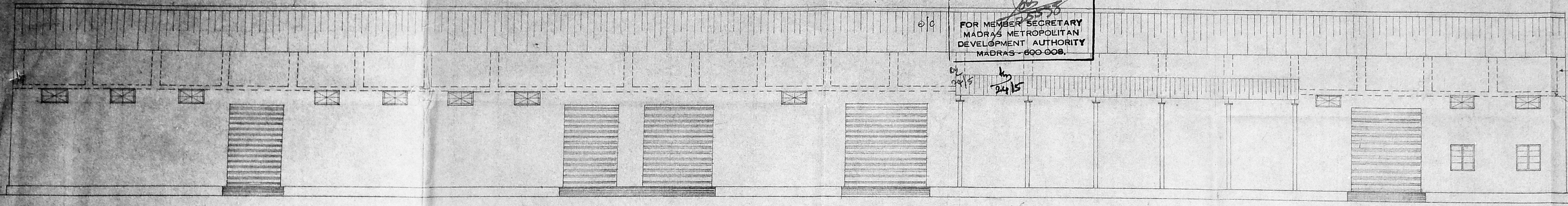
PLAN MAIN FACTORY DATE 26/12/95



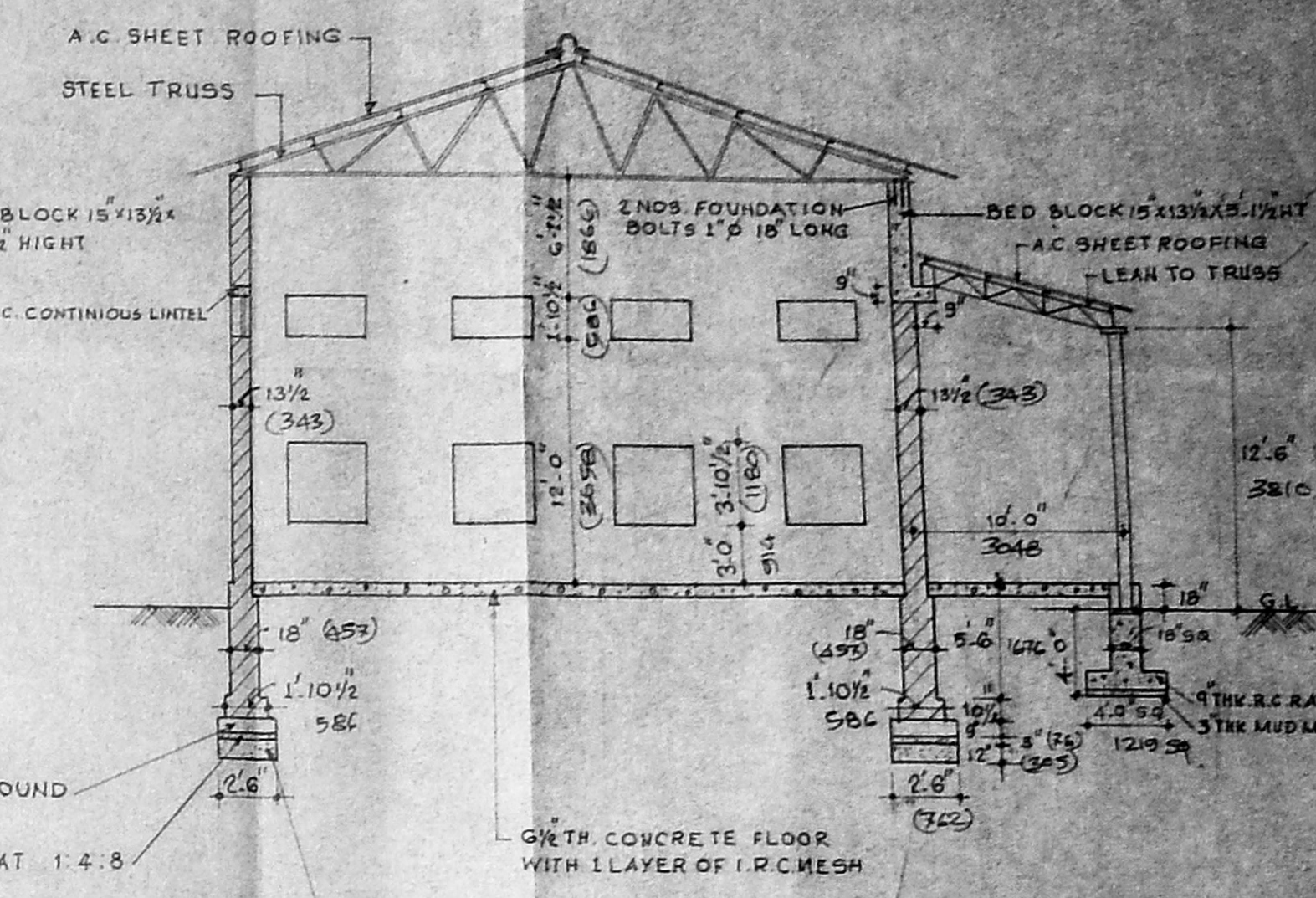
Planning Permit No. C/PP/91/P/95  
**APPROVED**  
 SUBJECT TO THE CONDITIONS IN THIS OFFICE LETTER.  
 No. C/2/9737/95 Date 15-9-95

MMDA 'C' / PP NO. /  
 C.No. 02/2673/95  
 Assl. 4/17  
 Scrutiny: 4/1/94  
 PART I 10/2  
 PART II 10/2  
 K.S. 12  
 A.P.  
 D.P.

FOR MEMBER SECRETARY  
 MADRAS METROPOLITAN  
 DEVELOPMENT AUTHORITY  
 MADRAS - 600 008.

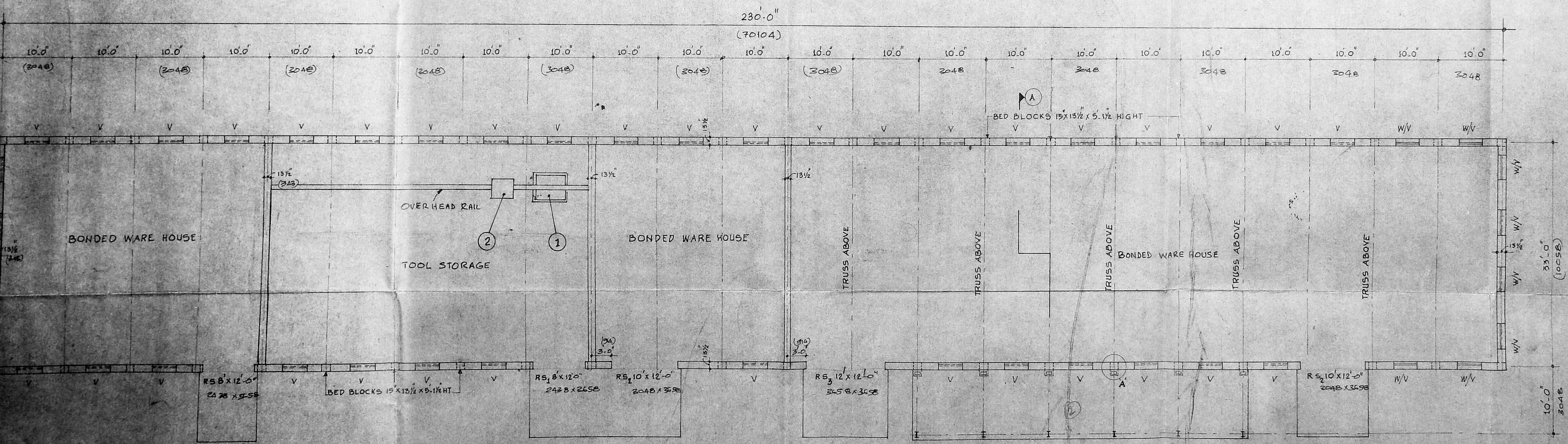


FRONT ELEVATION

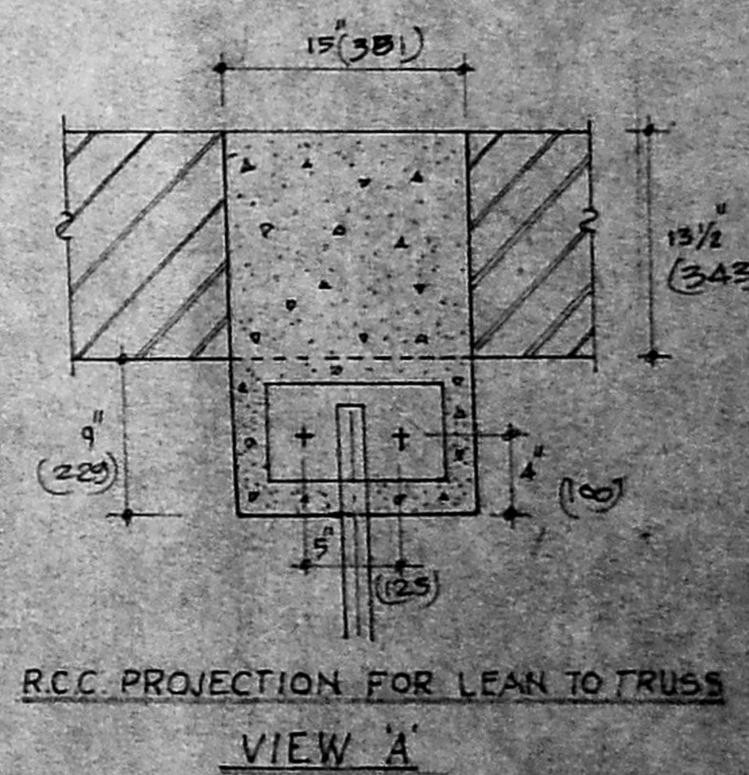


SECTION - A.A


- MACHINERY DETAILS**
- 1) DEGREASING PLANT
  - 2) CRANE WITH OVER HEAD RAIL
- 10 H.P. ELE. MOTOR



PLAN



RCC PROJECTION FOR LEAN TO TRUSS  
 VIEW 'A'



*R. Seshadri*

R. SESHADRI, B.E., F.I.E., F.I.V.  
 Licensed Surveyor No. 10  
 AMBATTUR TOWNSHIP

For SUNDARAM-ABEX LIMITED  
*Sundaram*  
 V. R. JANARDHANAM  
 President.

**SCHEDULE OF JOINERY.**

W: STEEL WINDOW	3'-10 1/2" x 3'-10 1/2" (1180 x 1180)
V: STEEL VENTILATOR	3'-10 1/2" x 1'-10 1/2" (1180 x 571)
RS <sub>1</sub> : ROLLER SHUTTER	8'-0" x 12'-0" (2428 x 2658)
RS <sub>2</sub> : ROLLER SHUTTER	10'-0" x 12'-0" (3048 x 1213)
RS <sub>3</sub> : ROLLER SHUTTER	12'-0" x 12'-0" (3658 x 3658)

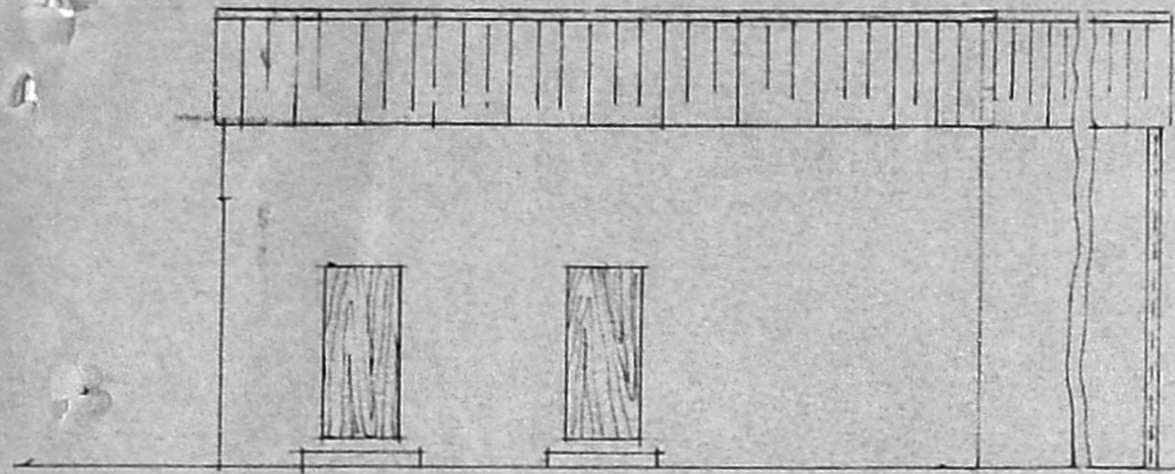
PLINTH AREA = 746.47m<sup>2</sup>

SCALE 1" = 8'-0" (1:64)		SUNDARAM-ABEX LTD MADRAS - 50
ALL DIMENSIONS ARE IN MM		
		DRN. M. YOGAN
		TRP
		CHD
A	27-8-74	REVISED
DATE	REVISION	CIVIL ENGINEER

TITLE: DETAILS OF BONDED WARE HOUSE AND TOOL STORAGE WITH 10 H.P. ELECTRIC MOTOR

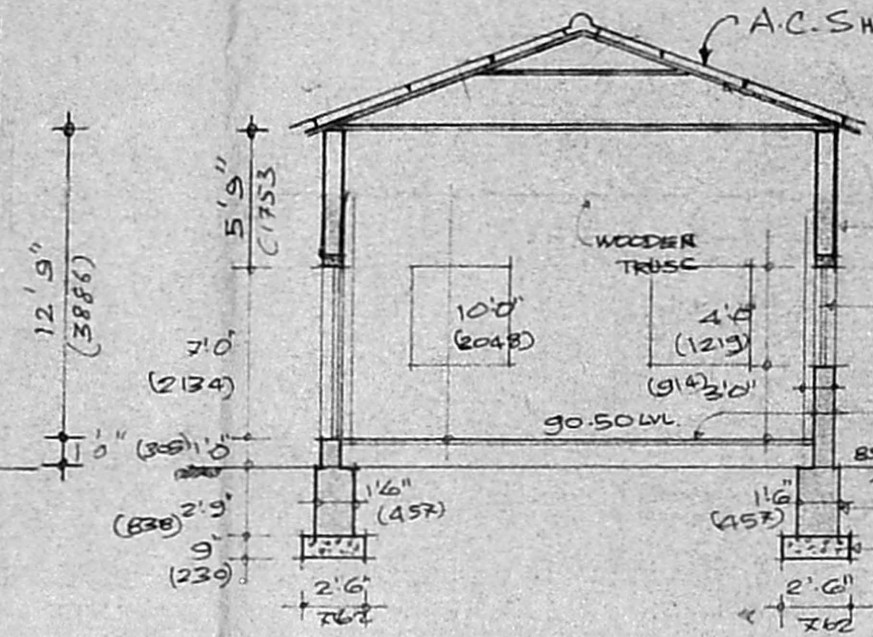
DATE: \_\_\_\_\_

DRG. NO. \_\_\_\_\_



WEST SIDE ELEVATION

MMDA 'C' / PP NO. /  
 C.N. 02/26735/83  
 PART I  
 PART II



SECTION A-A

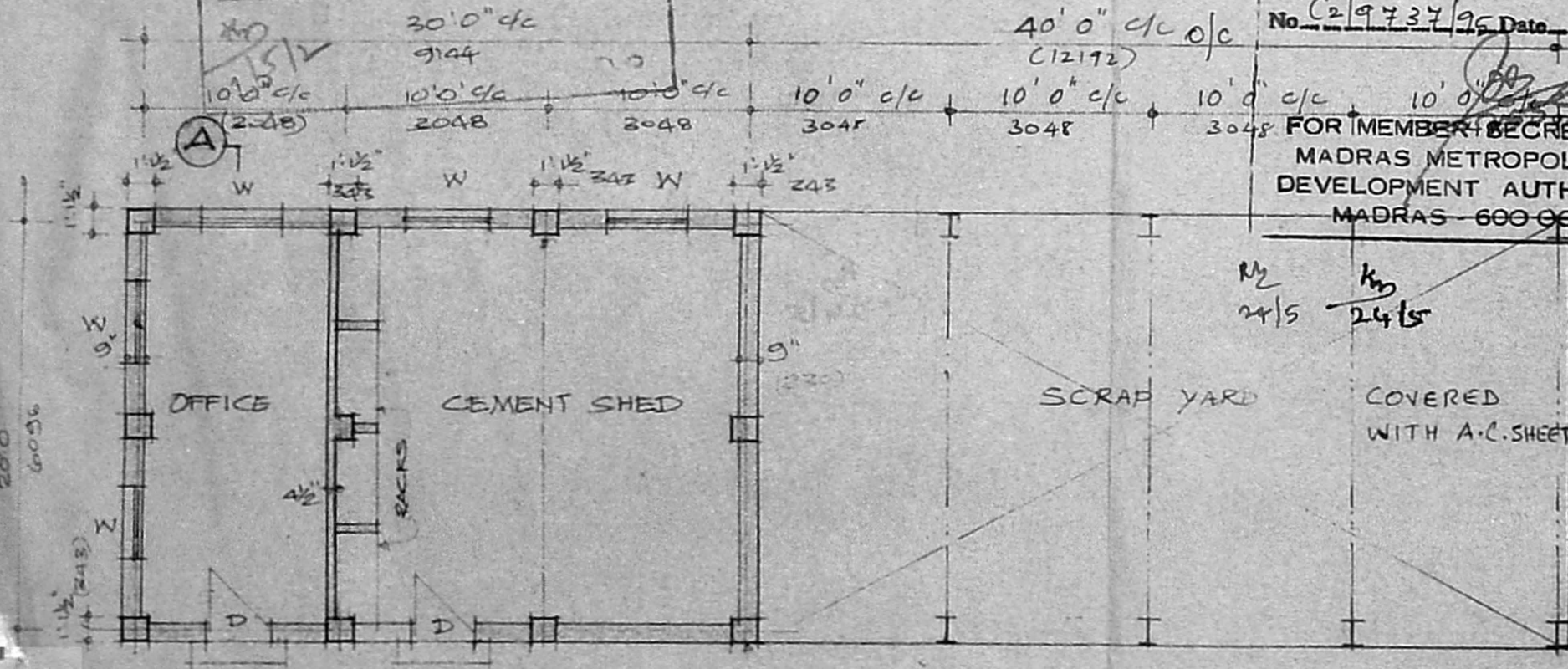
A.C. SHEET ROOFING  
 9" THK. BRICK WORK IN CM 1:6  
 STEEL GLAZED WINDOW 4'0" X 4'0"  
 100% THK. BRICK JELLY CONC 1:4:8 MIX WITH TOP PLASTERED WITH C.M.  
 GROUND LEVEL  
 BRICK WORK IN CM 1:6  
 P.C.C. 1:4:8 MIX

For SUNDARAM-ABEX LIMITED  
*V. R. Janardhanam*  
 V. R. JANARDHANAM  
 President.

Planning Permit No. C/PP/81E/P/95  
**APPROVED**  
 SUBJECT TO THE CONDITIONS IN THIS OFFICE LETTER.  
 No. C2/9737/95 Date 5.9.5  
 FOR MEMBER SECRETARY  
 MADRAS METROPOLITAN  
 DEVELOPMENT AUTHORITY  
 MADRAS - 600 008.

SCHEDULE OF JOINERY  
 T.W PANELLED DOOR 3'0" x 7'0" (914 x 2134)  
 STEEL GLAZED WINDOW 4'0" x 4'0" (1219 x 1219)  
 PLINTH AREA = 136.3 m<sup>2</sup>

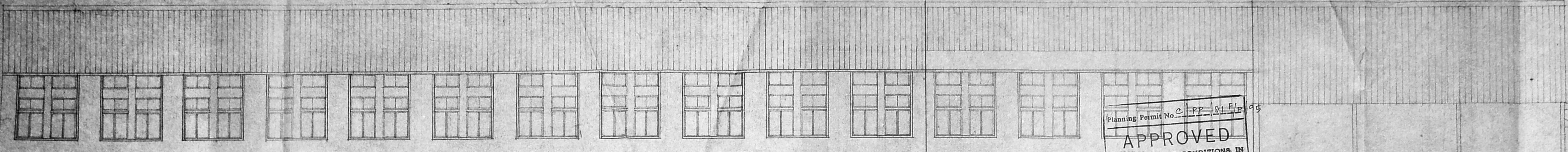
*R. Seshadri*  
 R. SESHADRI, B.E., F.I.E., F.I.V.  
 Licensed Surveyor No. 19  
 AMBATTUR TOWNSHIP



PLAN - CIVIL SHED

SCALE 1" = 8'0" (1:100) ALL DIMENSIONS ARE IN MM.		SUNDARAM ABEX LTD PADI, MADRAS - 600 050	
DRAWN BY : M. S. D. (10/10)		TRACED BY :	
CHECKED BY :		CIVIL ENGINEER	
228.02	REVISED	DATE	REVISIONS
CHKD			

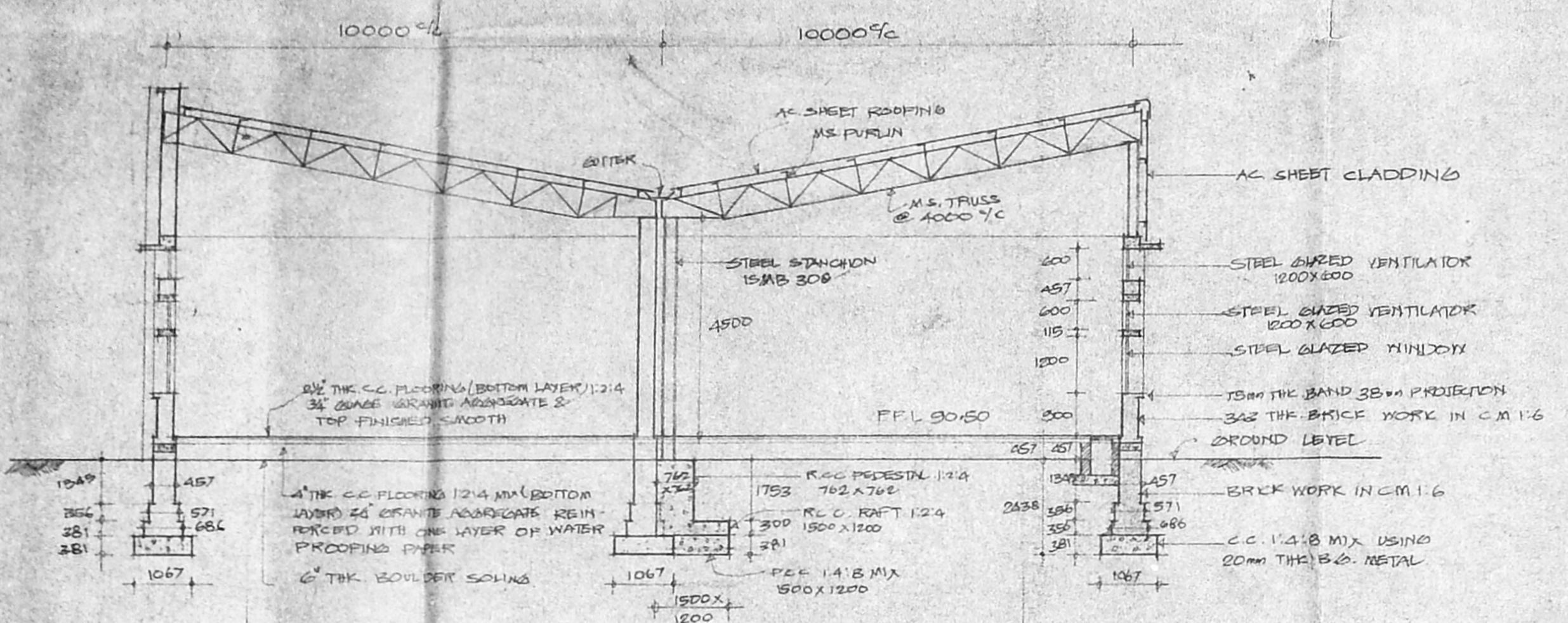
DETAILS OF CIVIL SHED AND SCRAP YARD  
 DATE  
 DRG. NO. 47



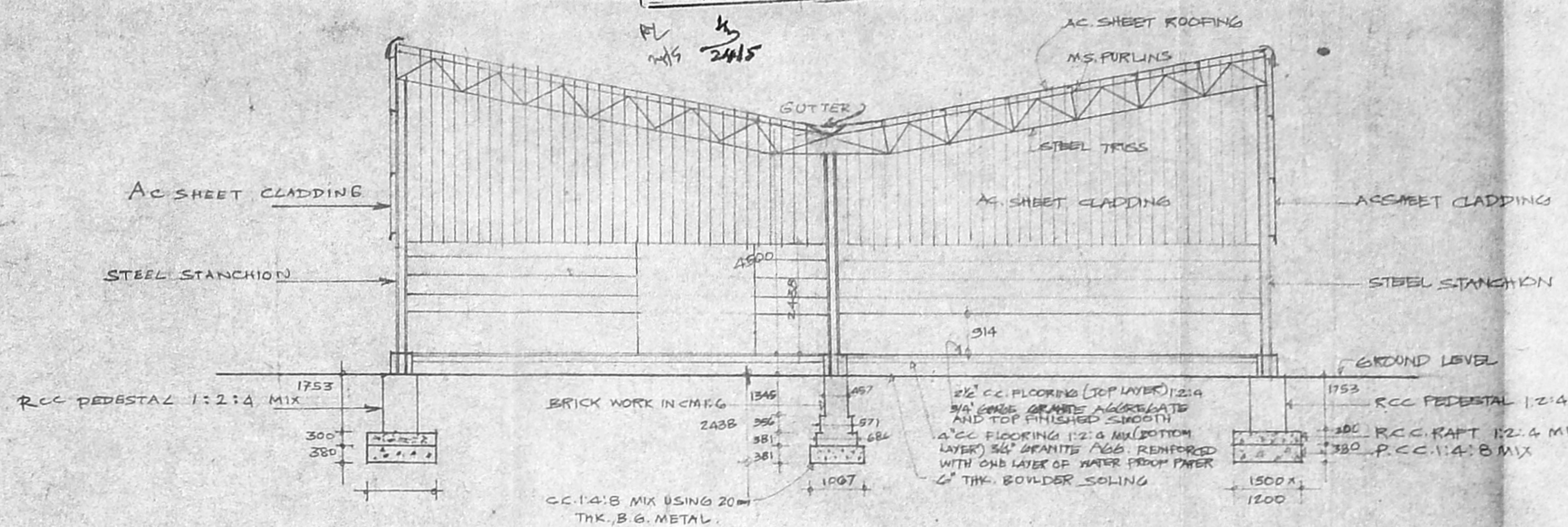
Planning Permit No. C.P.P. 11/11/54  
**APPROVED**  
 SUBJECT TO THE CONDITIONS IN THIS OFFICE LETTER  
 No. C2 9737/195 Date: 12/5/54  
 FOR MEMBER SECRETARY  
 MADRAS METROPOLITAN  
 DEVELOPMENT AUTHORITY  
 MADRAS - 600 008

MMDA 'C' / PP NO. 1 /  
 C No. C2/26735/53  
 A.M.  
 Security: 2/11/54  
 PART I  
 PART II  
 AP  
 D.P.


SOUTH SIDE ELEVATION



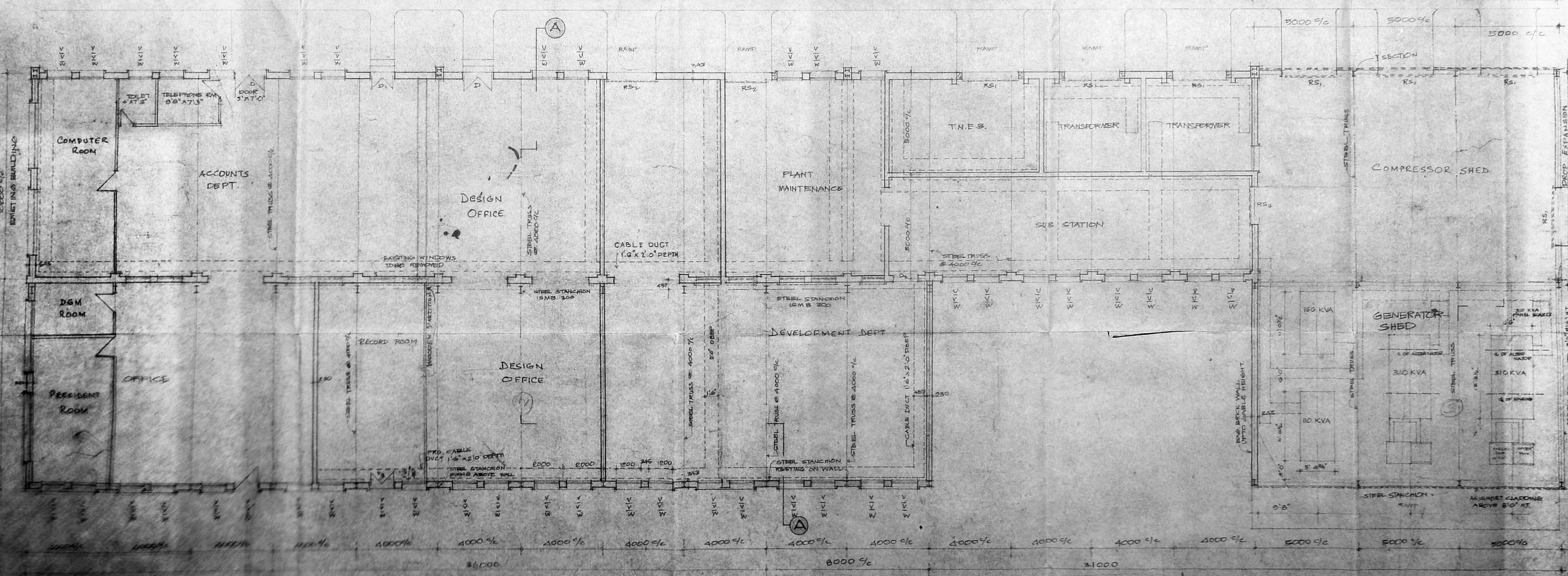
SECTION A-A



SECTION B-B



NORTH SIDE ELEVATION



SCHEDULE OF JOINERY

RS1	STEEL ROLLING SHUTTER	2743 x 3886
RS2	-DO-	2036 x 3886
RS3	-DO-	1830 x 3008
D	T.W. PANELLED/GLAZED DOOR	1525 x 2100
D1	-DO-	1220 x 2100
D2	T.W. FLUSH DOOR	1067 x 2100
W	STEEL CASEMENT WINDOW	1175 x 1175
V	-DO- VENTILATOR	1175 x 575
D3	T.W. PANELLED/GLAZED DOOR	1175 x 2100
D4	STEEL DOOR	1175 x 2100

PLINTH AREA = 1364.2 m<sup>2</sup>  
 TOTAL KVA FOR GENERATOR (4160 = 806 KVA)

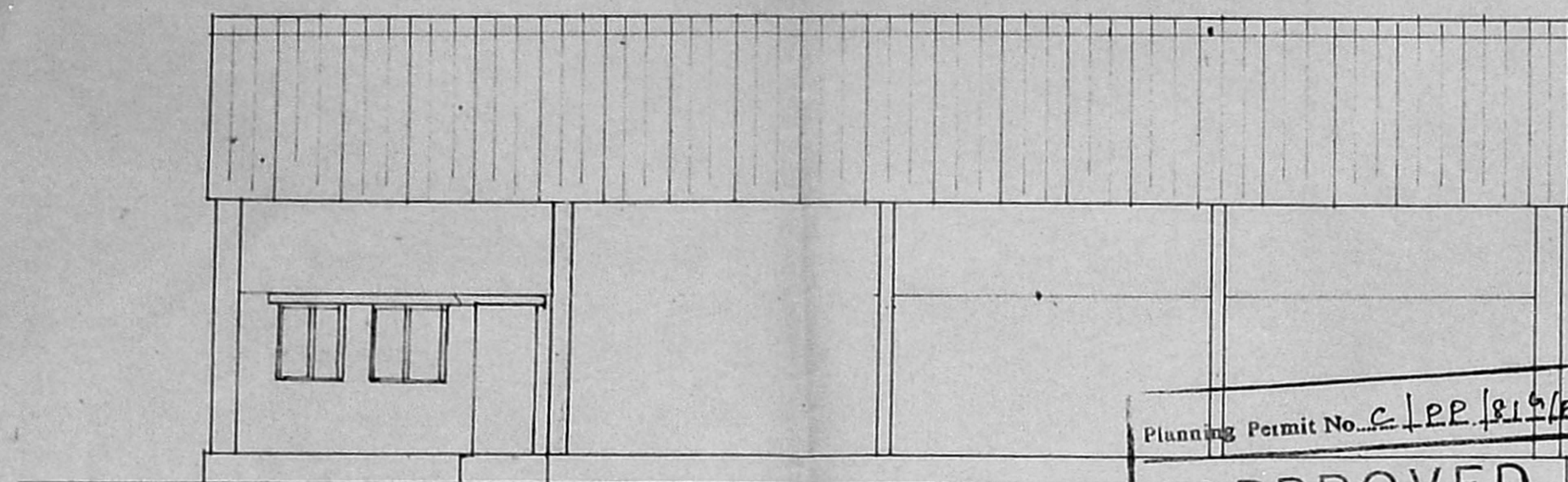
*R. Seshadri*

R. SESHADRI, B.E. (E.E. ENGR.)  
 Licensed Surveyor No. 12  
 AMBATUR TOWNSHIP For SUNDARAM ABEX LIMITED  
 SUNDARAM ABEX LIMITED  
 T.R. AMBATHUR  
 President

SCALE	1:100
SUNDARAM ABEX LTD	FAD, MADRAS - 600008
DRAWN BY	R. SESHADRI
TRACED BY	
CHECKED BY	
REVISED	
REVISIONS	
DATE	

PLAN

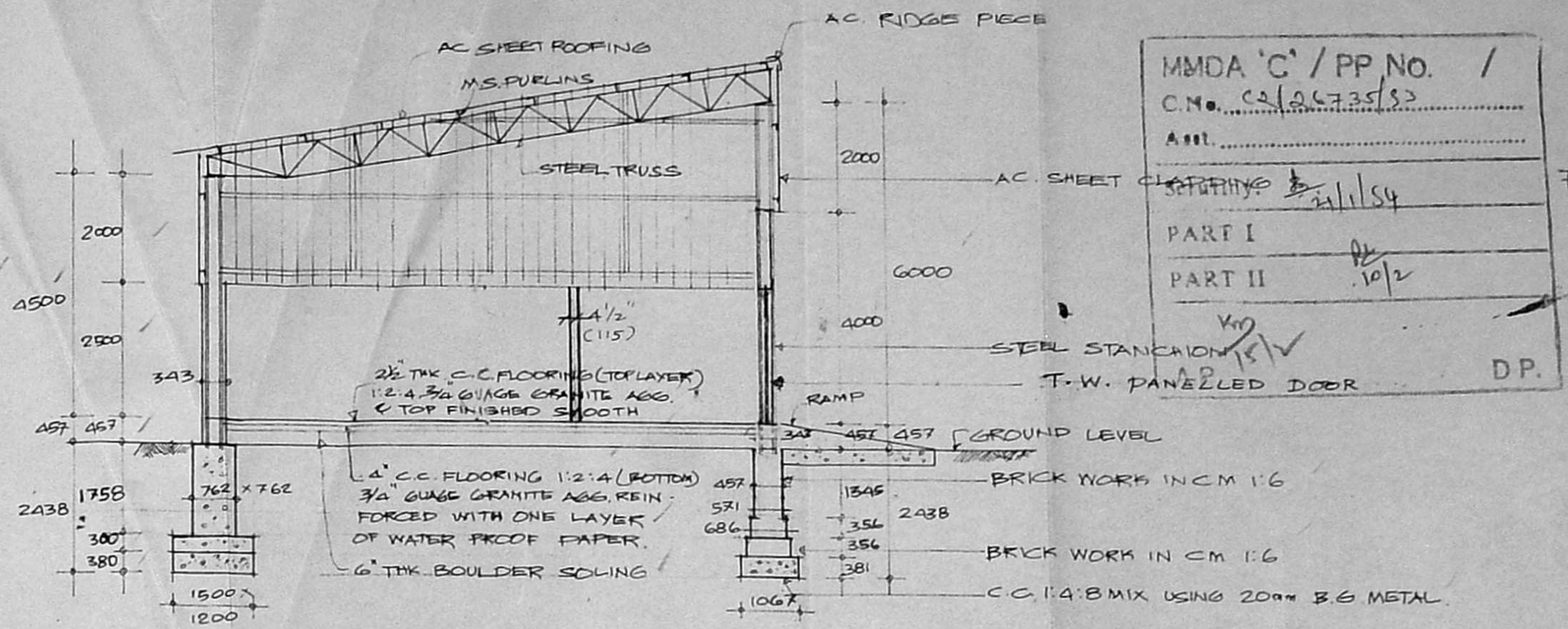
DETAILED DRAWING  
 ANNEXE BUILDING



NORTH SIDE ELEVATION

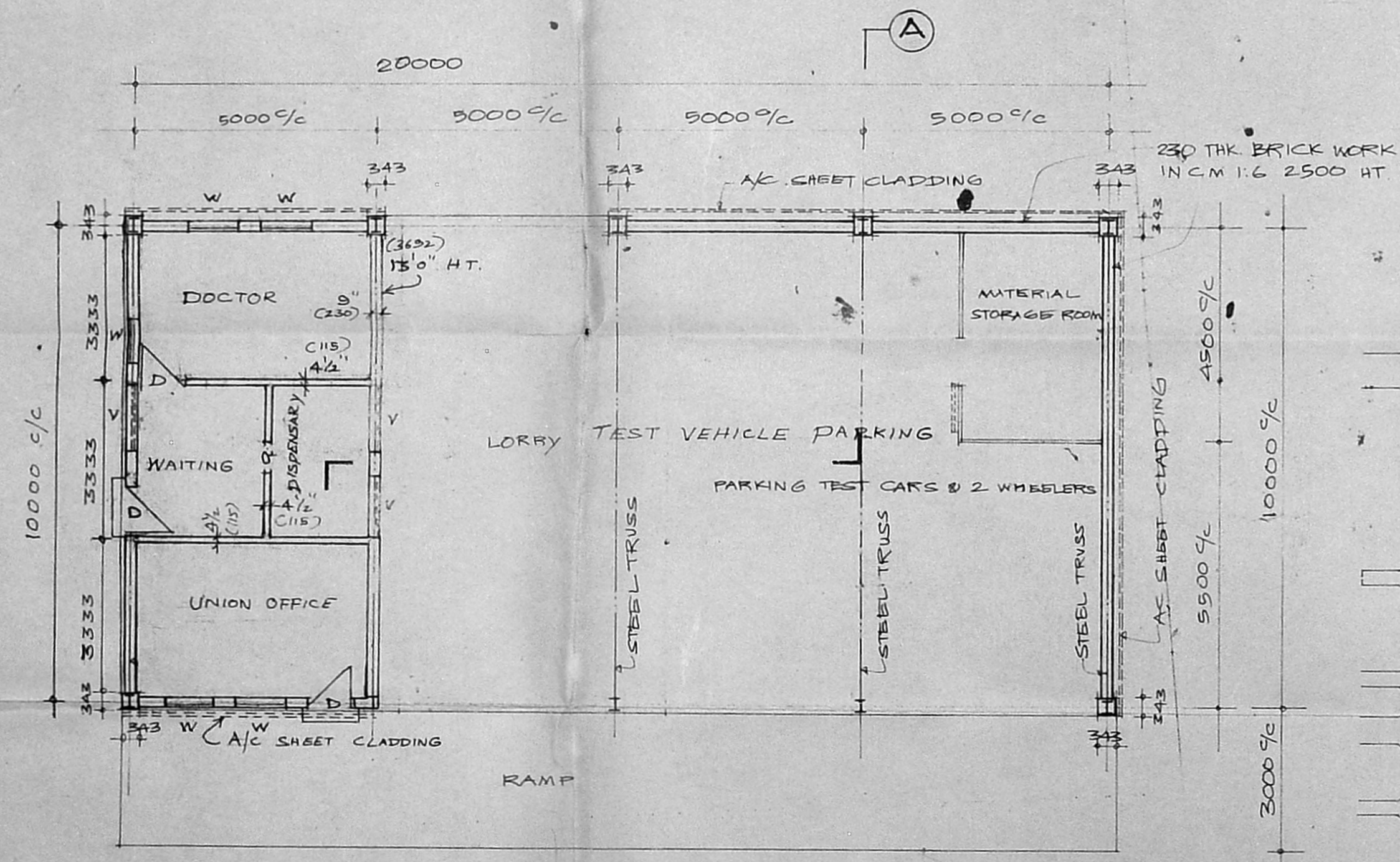
Planning Permit No. C-PP-815/P-95  
**APPROVED**  
 SUBJECT TO THE CONDITIONS IN THIS OFFICE LETTER.  
 No. C-29737/95 Date 5-95  
 FOR MEMBER SECRETARY  
 MADRAS METROPOLITAN  
 DEVELOPMENT AUTHORITY  
 MADRAS - 600 008.

24/5 24/5

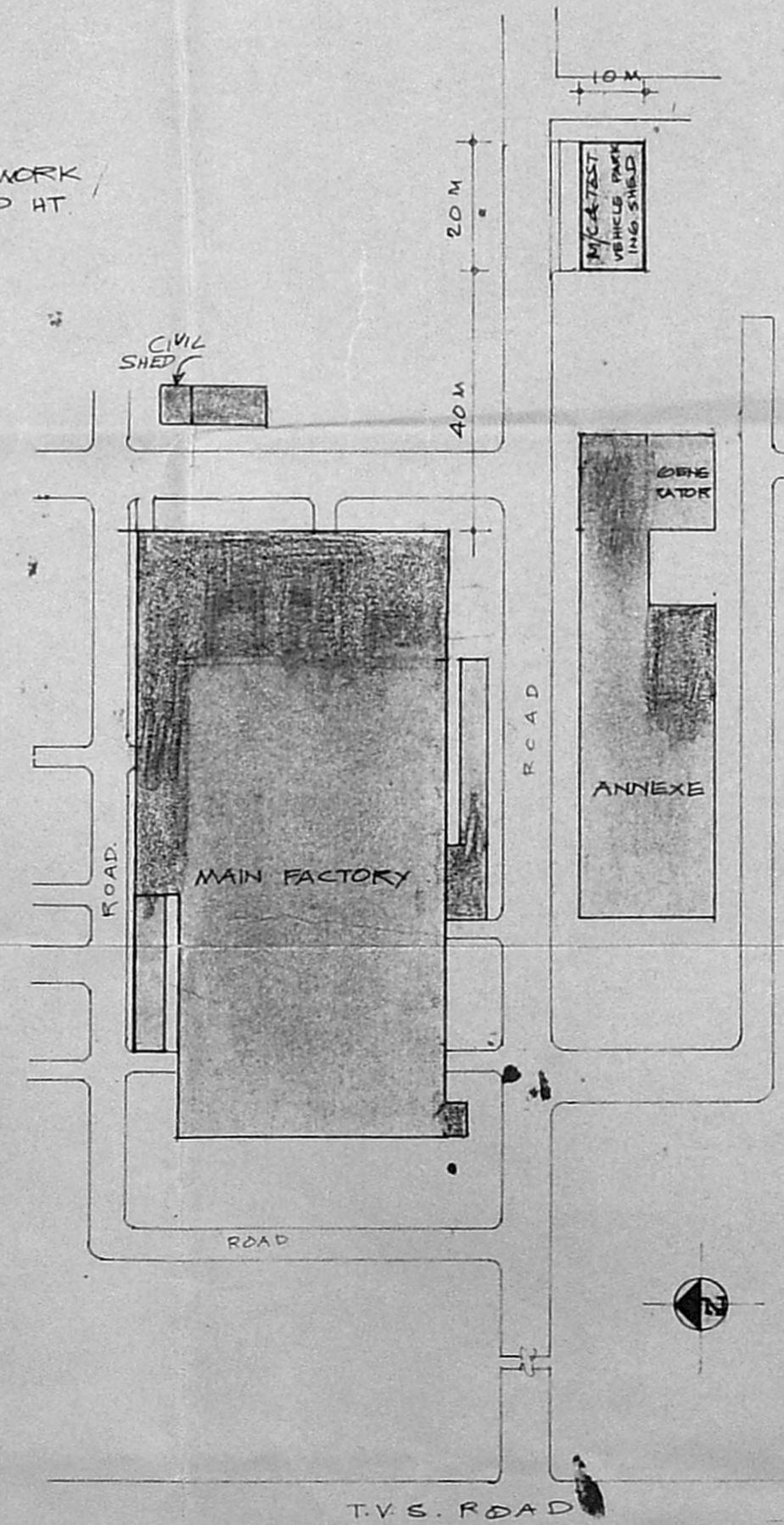


SECTION A A

MMDA 'C' / PP NO. /  
 C.No. C-29737/95  
 PART I  
 PART II  
 DP.



PLAN



KEY PLAN

For SUNDARAM-ABEX LIMITED  
*V. R. JAMARDHANAM*  
 V. R. JAMARDHANAM  
 President.

SCHEDULE OF JOINERY

D	T.W. PANELLED DOOR	3'0" x 7'0"
W	AL. GLAZED WINDOW	2'0" x 4'0"
V	VENTILATOR	4'0" x 2'0"

PLINTH AREA = 210.4m<sup>2</sup>  
 (219 x 610)

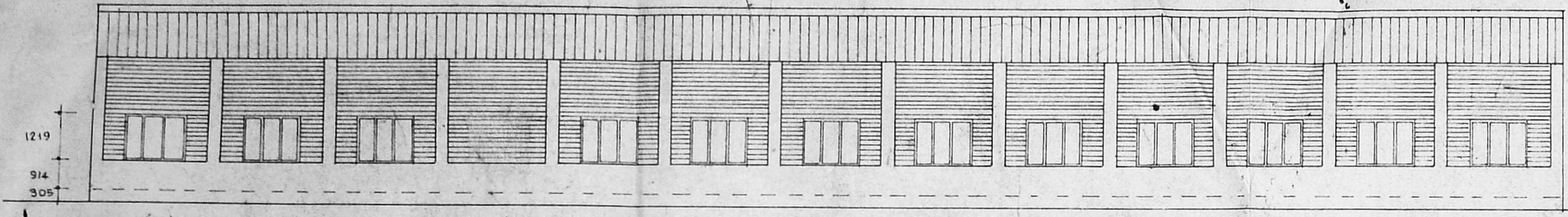
R. SESHADRI, B.E., F.I.E., F.I.V.  
 Licensed Surveyor No. 12  
 AMBATTUR TOWNSHIP

SCALE SCALE 1:100 ALL DIMENSIONS ARE IN MM.	SUNDARAM ABEX LTD PADI, MADRAS-600 050
	DRAWN BY: M. SESHADRI
	CHECKED BY:
B 27-89A REVISED A 27-88 REVISED S NO DATE REVISIONS	CHEK CIVIL ENGINEER

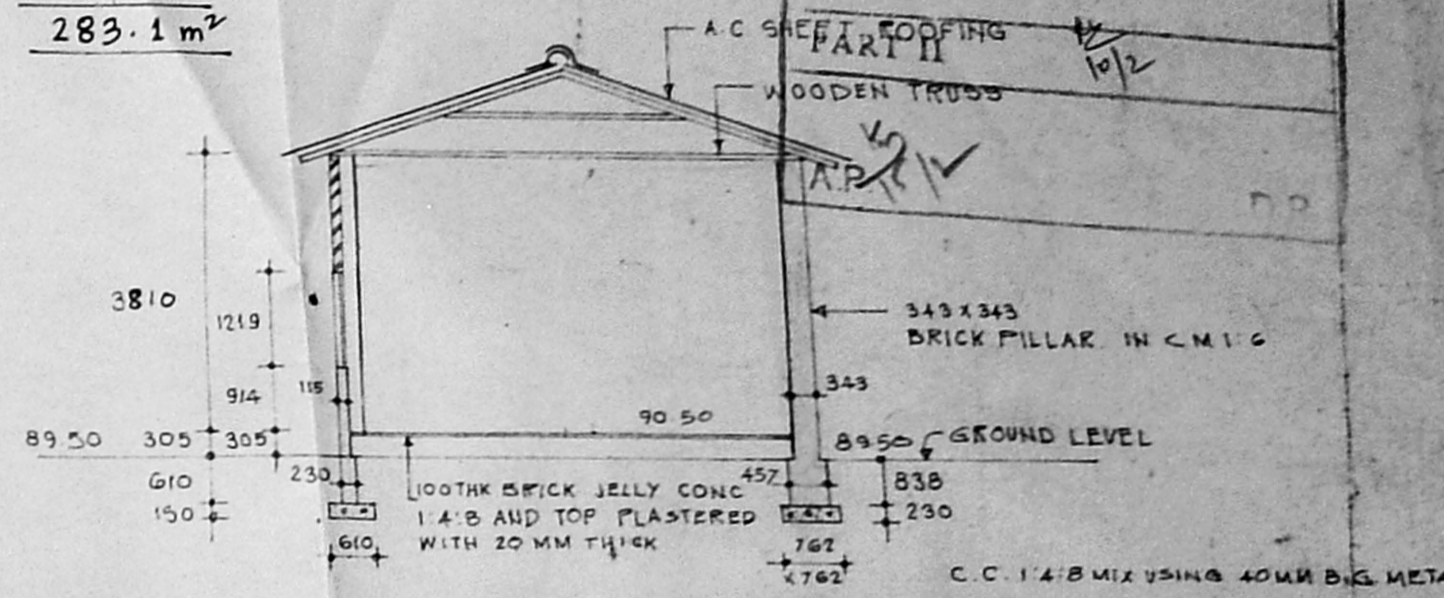
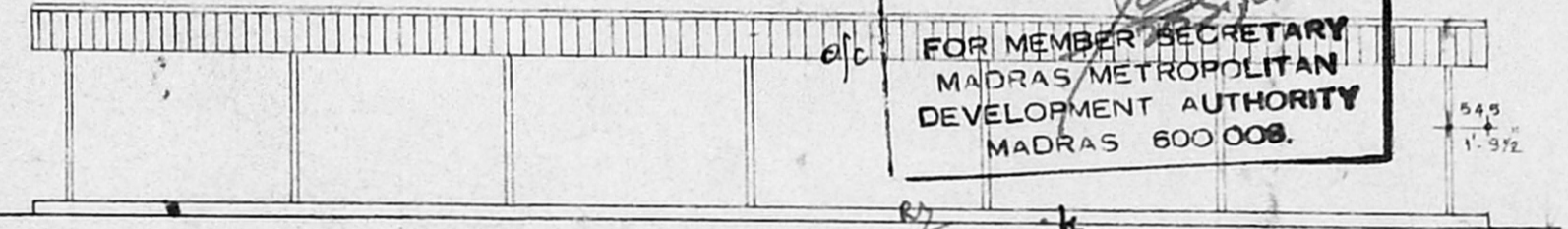
TEST VEHICLE PARKING SHED, MEDICAL CENTRE & UNION OFFICE  
 DATE: 19-10-84  
 DRG. NO. 46

Planning Permit No. C.P.P. & H/P. 195  
**APPROVED**  
 SUBJECT TO THE CONDITIONS IN THIS OFFICE LETTER.  
 No. C-24737/195 Date: 5-9-90  
 FOR MEMBER SECRETARY  
 MADRAS METROPOLITAN  
 DEVELOPMENT AUTHORITY  
 MADRAS 600 008.

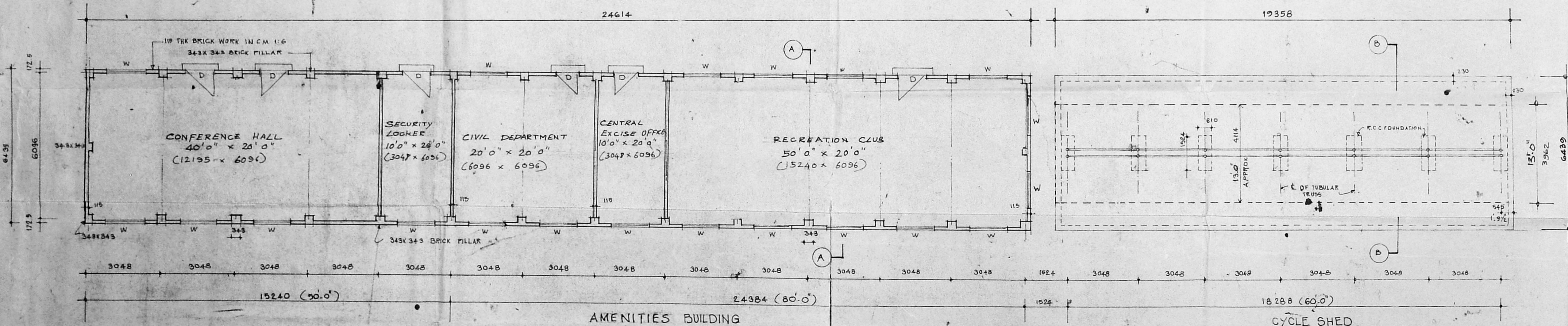
- REF:-  
 1) PLINTH AREA FOR AMENITIES BUILDING = 158.5 m<sup>2</sup>  
 2) PLINTH AREA FOR CYCLE SHED = 124.6 m<sup>2</sup>  
 283.1 m<sup>2</sup>



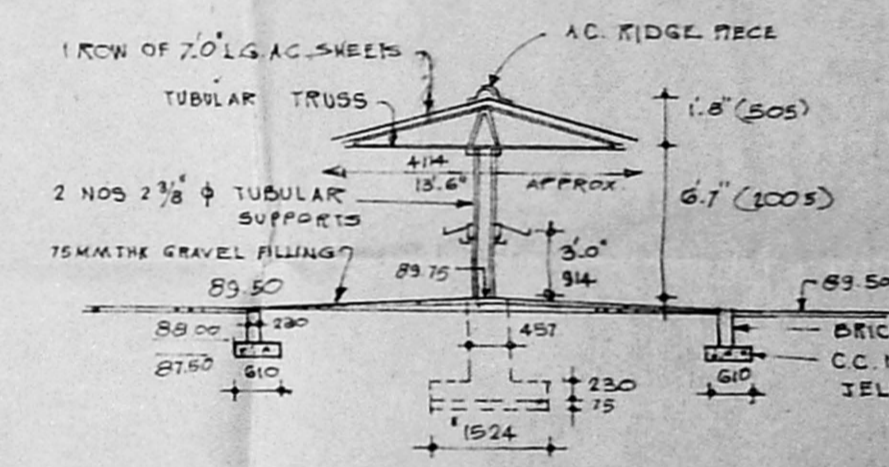
SOUTH SIDE ELEVATION



SECTION A - A



PLAN



SECTION B - B

For SUNDARAM-ABEX LIMITED  
*Sundaram*  
 V. R. JANARDHANAM  
 President.  
*R. Seshadri*  
 R. SESHADRI, B.E., F.I.E., F.I.V.  
 Licensed Surveyor No. 12  
 AMBATTUR TOWNSHIP

SCHEDULE OF JOINERY

D - T.W. FUSH DOOR	1219 x 2134
W - STEEL GLAZED WINDOW	1676 x 1219

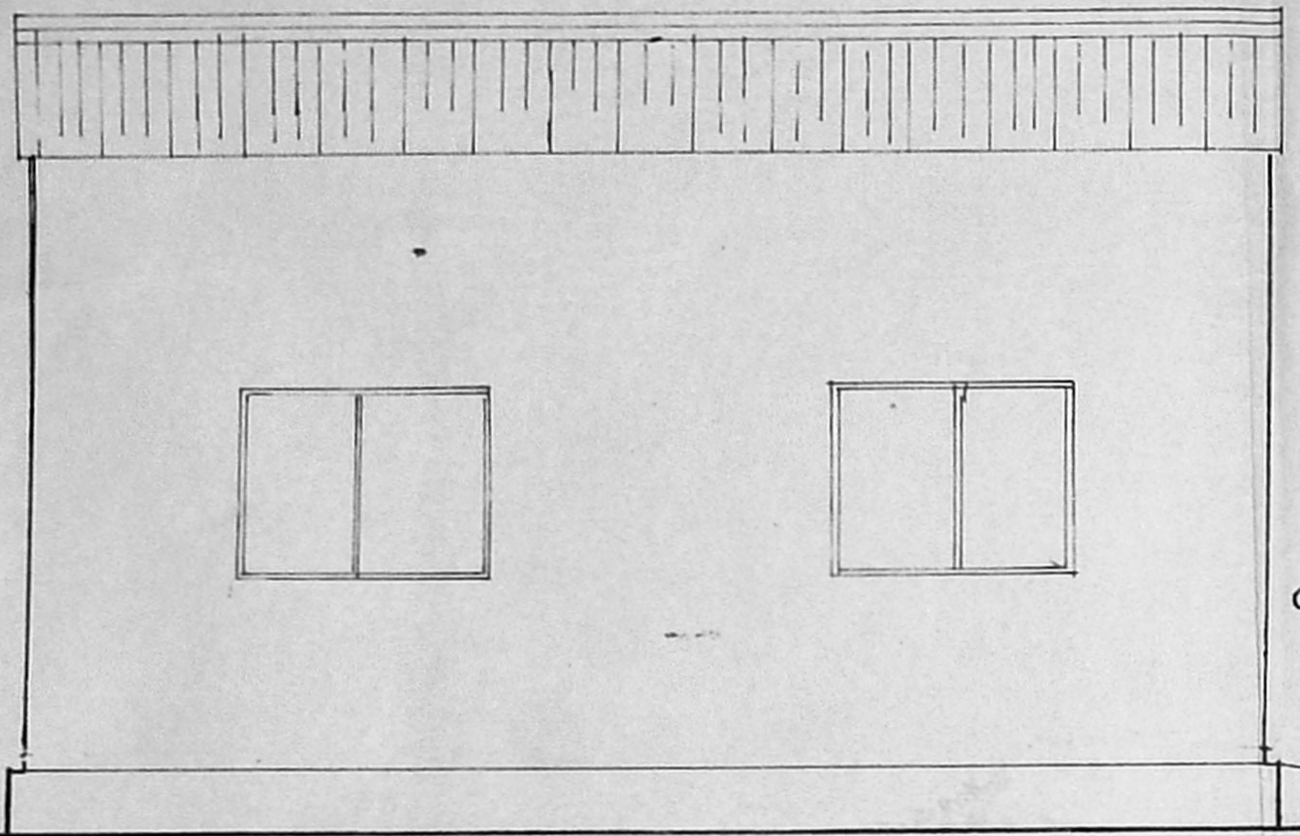
SCALE - 1:100	SUNDARAM ABEX LTD PADI MADRAS - 600050
	DRAWN BY M. YOGAN
	TRACED BY
	CHECKED BY
A 27-8-72	REVISED
DATE	REVISIONS
	CIVIL ENGINEER

DETAILS OF AMENITIES SHED AND CYCLE SHED

DATE 4.4.82  
 DRG. NO. 45

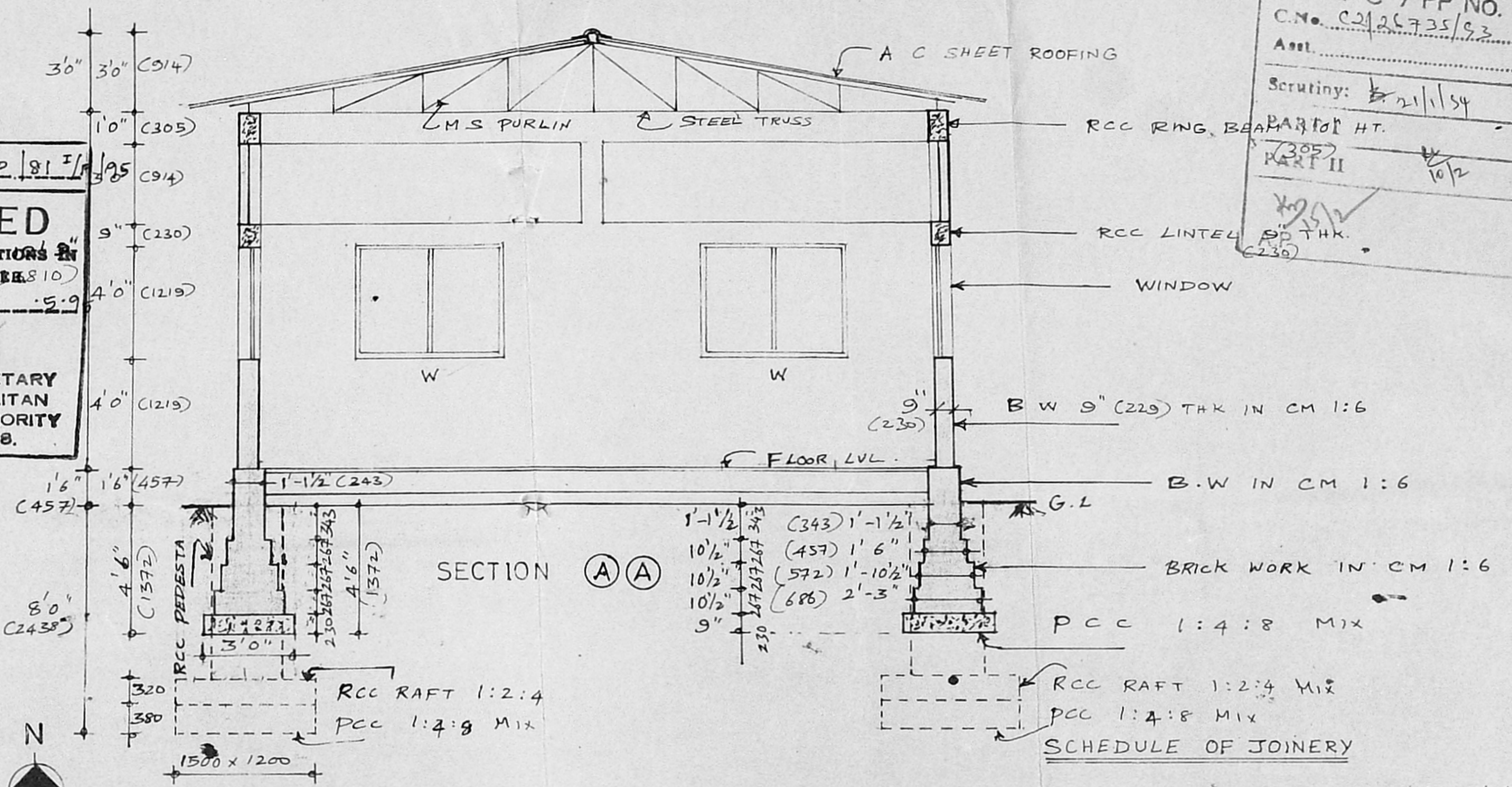


MMDA 'C' / PP NO. /  
 C.No. C2/26735/93  
 Assl. ....  
 Scrutiny: 21/1/94  
 3057  
 PART II  
 10/2  
 DP.



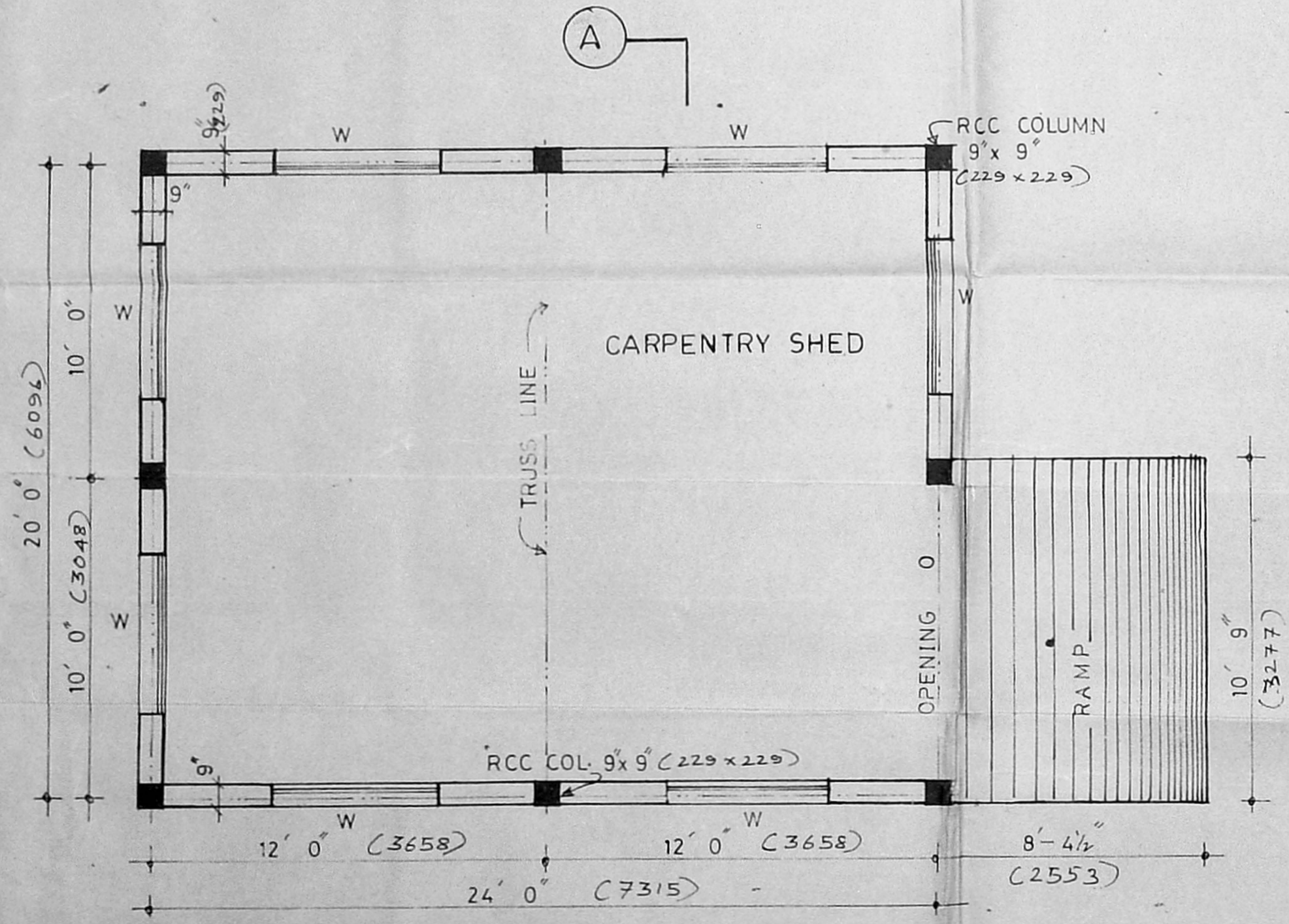
SOUTH SIDE ELEVATION

Planning Permit No. C/PP/81 F/1/95  
**APPROVED**  
 SUBJECT TO THE CONDITIONS IN THIS OFFICE LETTER No. C2/9787/95 Date 5.9.95  
 FOR MEMBER SECRETARY  
 MADRAS METROPOLITAN  
 DEVELOPMENT AUTHORITY  
 MADRAS 600 008.



SCHEDULE OF JOINERY

W - WINDOW = 5'0" x 4'0" (1924 x 1219)  
 O - OPENING = 9'3" x 11'9" (2819 x 3581)  
 PLINTH AREA = 480 SQ.FT (44.6 m<sup>2</sup>)



PLAN

For SUNDARAM-ABEX LIMITED  
 V. R. JANARDHANAM  
 President.


R. SESHADRI, B.E., F.I.E., F.I.V.  
 Licensed Surveyor No. 12  
 AMBATTUR TOWNSHIP

SCALE 1" = 4'-0" (1:50)	SUNDARAM ABEX LIMITED PADI MADRAS
	DRN: L. Balu D.C.E
	TRD:
	CHD:
No. DATE REVISIONS	
TITLE CARPENTRY SHED	DATE 28-8-92
	DRG No 56

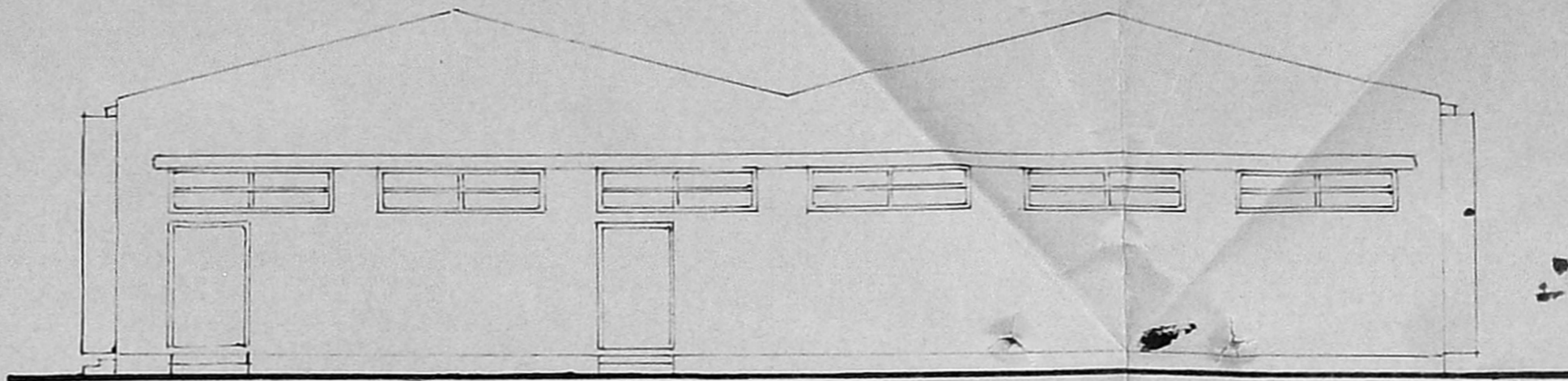
MMDA 'C' / PP No. /  
 C.No. 22/26735/53  
 Assl. ....  
 Scrutiny: 21/1/54  
 PART I  
 PART II 10/2  
 AP. DP.

10/17

N

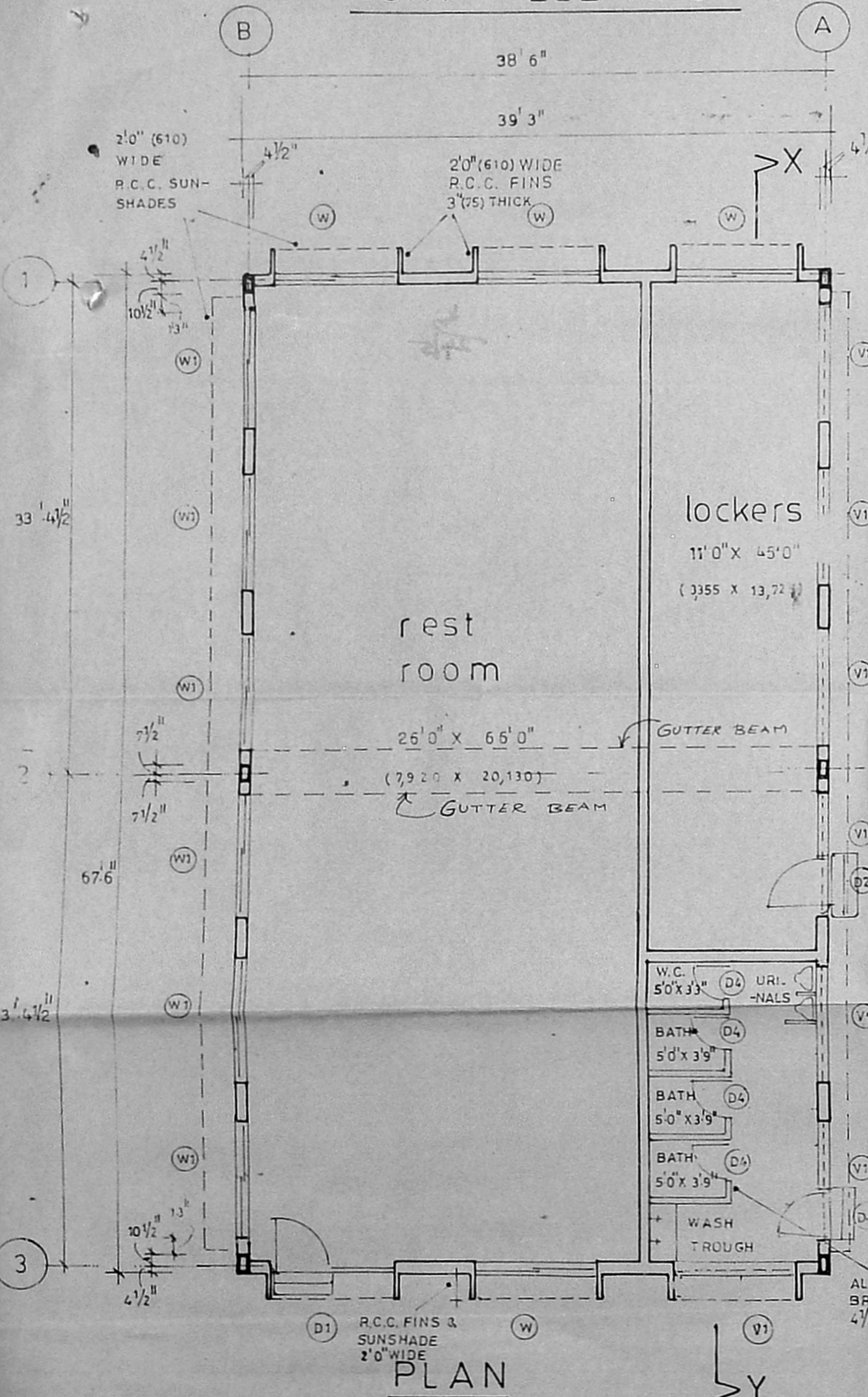


NORTH ELEVATION

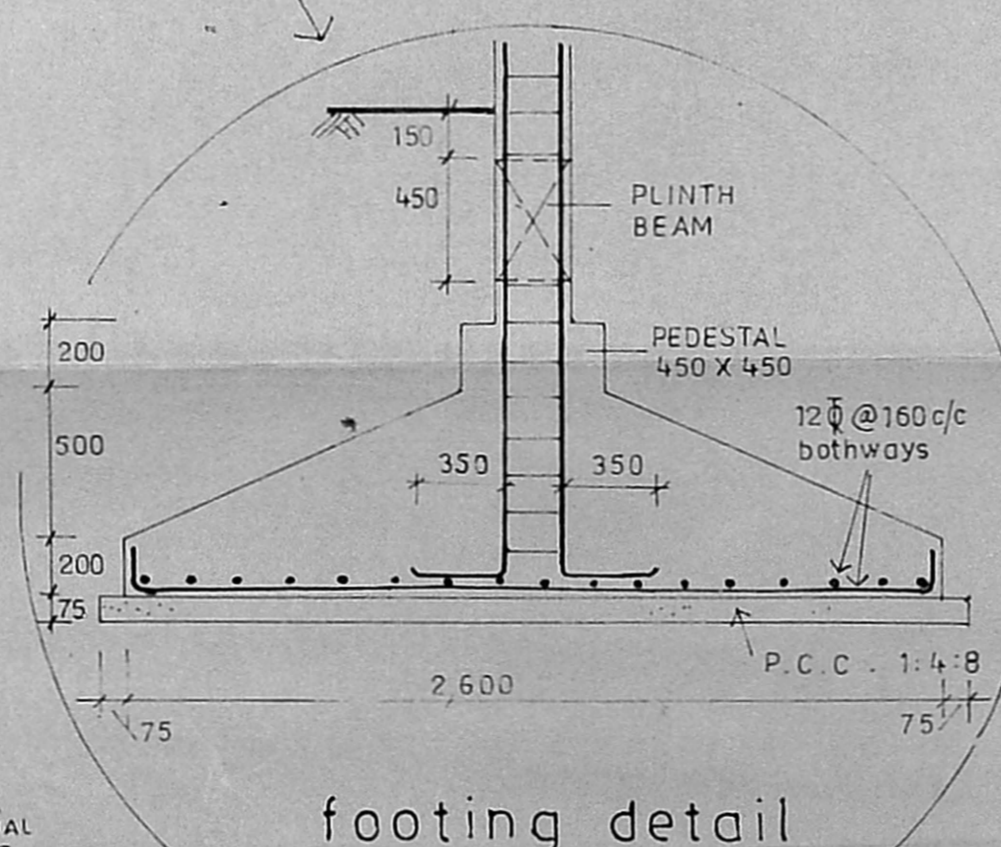
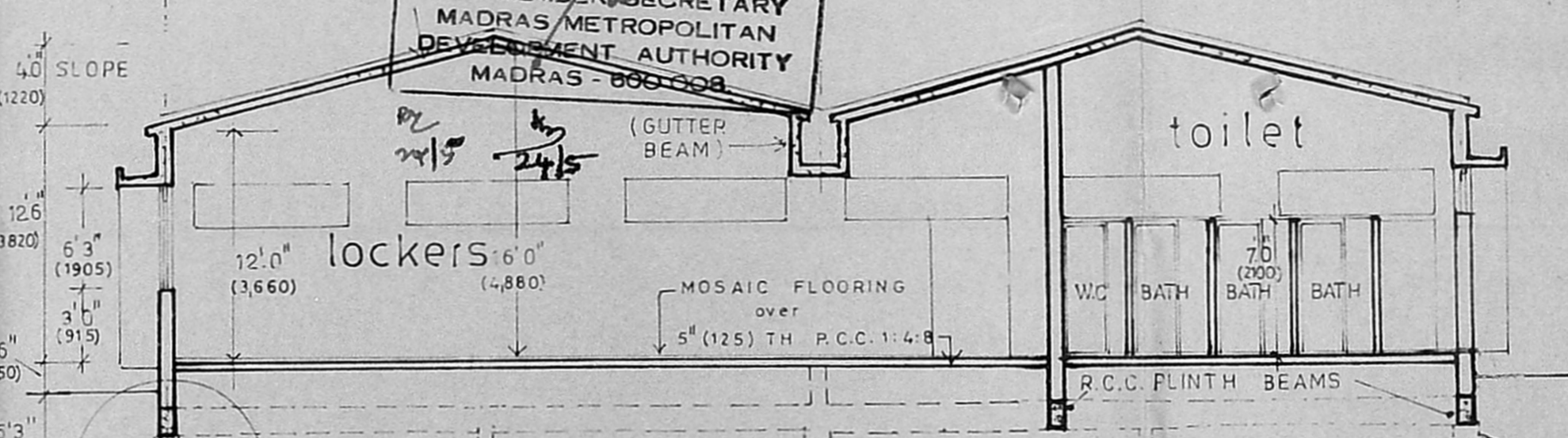


WEST ELEVATION

APPROVED  
 SUBJECT TO THE CONDITIONS IN  
 THIS OFFICE LETTER.  
 No. C2-9737 Date 5-7-75  
 FOR MEMBER SECRETARY  
 MADRAS METROPOLITAN  
 DEVELOPMENT AUTHORITY  
 MADRAS - 600 008



PLAN



SCHEDULE OF OPENINGS:

TYPE	DESCRIPTION	SIZE
D1	AND ALUM GLAZED DOOR WITH PART FIXED GLAZING	8'4" x 9'3"
D2	T.W. FLUSH DOOR WITH MARINE PLY (water proof)	3'9" x 7'0"
D4	" " " " " " " " " " " "	2'6" x 7'0"
W	ANODIZED ALUMINIUM GLAZED WINDOW	8'4" x 6'3"
W1	" " " " " " " " " " " "	8'4" x 4'0"
V1	" " " " " " " " " " " "	8'4" x 2'0"

SCALE: 1/8" = 1'0" DATE: 2.12.91  
 PLINTH AREA: 2650 SFT (246.1 SQ.M.)

- OUTLINE SPECIFICATIONS:
- ALL R.C.C. WORK TO BE IN 1:2:4 MIX (m 200) STEEL MEMBERS & REINFORCEMENT DETAILS AS IN STRUCTURAL DRAWINGS.
  - ALL 9" BRICK WALLS WITH STOCK BRICKS IN C.M. 1:6 with 2 Nos. 6mm M.S. BARS EVERY 4TH COURSE.
  - CEILING PLASTER IN C.M. 1:3; WALL PL. IN C.M. 1:5.
  - ALL MATERIALS & SPECIFICATIONS SHALL COMPLY WITH THE LATEST I.S.I. BUILDING CODES.

PLAN OF BUILDING for  
 LOCKERS, REST ROOM  
 & TOILET  
 SUNDARAM-ABEX LTD.,  
 PADI (see site plan for S.Nos.)  
 KORATTUR VILLAGE,  
 CHINGLE PET DIST.

OWNER:

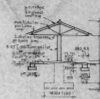
R. SESHADRI, B.E., F.I.E., F.I.V.  
 Licensed Surveyor No. 12  
 AMBATTUR TOWNSHIP

For SUNDARAM-ABEX LIMITED  
 V. R. JANARDHANAM  
 President.

LICENSED SURVEYOR CLASS I No. 274  
 V.S. SHIVAKUMAR, B.A.R.C.H.A. I.I.A., REG. ARCHITECT: CA/75/847  
 8, 274 LANE, DRR K. SALAI, MADRAS - 600 004

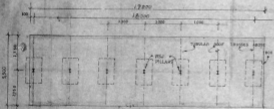


elevation



section

MUDA 'C' / PP NO. / /	
C.No. 281/2013/1	
Area: 1000 Sq. Mts	
Part I	1000
Part II	1000
DP	DP



plan (TYPICAL)

2 Nos

Planning Permit No. A/PP/21/13/176

**APPROVED**

DESIGN TO THE CONDITIONS OF THIS OFFICE LETTER

FOR MEMBER SECRETARY  
MADRAS METROPOLITAN  
DEVELOPMENT AUTHORITY  
MADRAS 600 006

SCALE 1:100

FLOOR AREA EACH SHED = 1000 Sq. Mts

TYPICAL 1000 Sq. Mts

CONSTRUCTION OF STAND FOR TWO-WHEELERS - SUNDARAM - ABEX LTD, PADI (see site plan for 5 Nos) KORATTUR VILLAGE, CHINGLEPET DIST.


OWNER  
For SUNDARAM ABEX LIMITED  
S. S. SUNDARAM  
Proprietor

*R. Senthil*

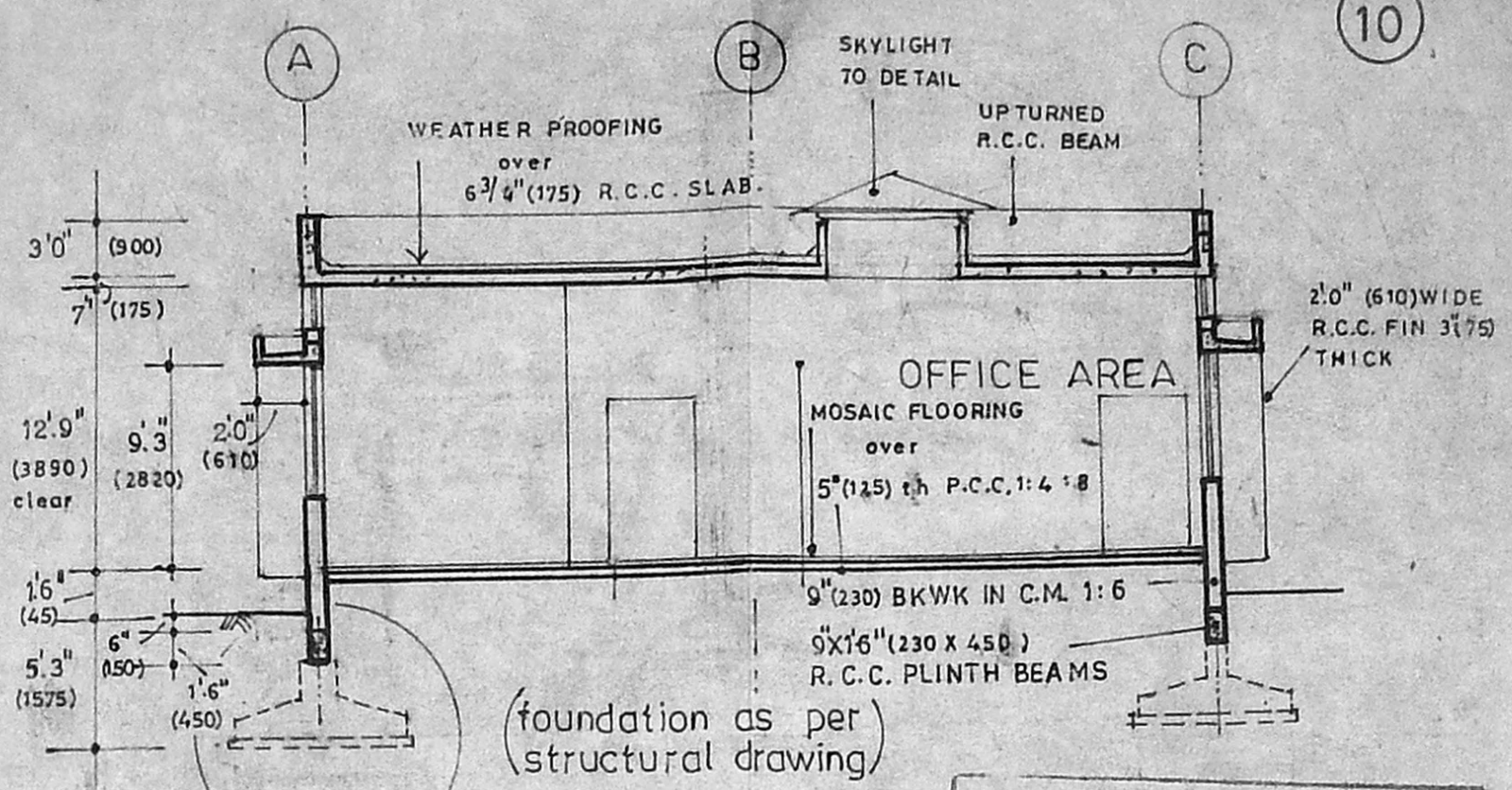
R. SETHIL, B.E., P.E., M.B.E.  
Licensed Surveyor No. 10  
CHENNAI

**RS**  
LICENSED SURVEYOR CLASS I (PVT)

108, SHIVAJI ROAD, CHENNAI - 600 017  
REG. NO. 10/1981  
S. S. SUNDARAM, PROPRIETOR, CHENNAI - 600 006

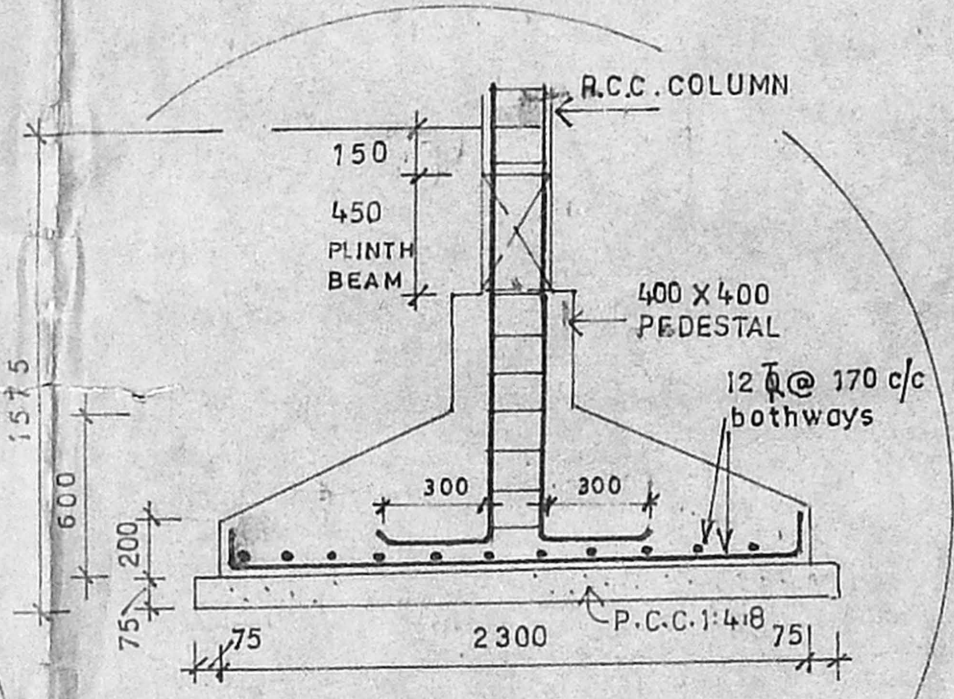
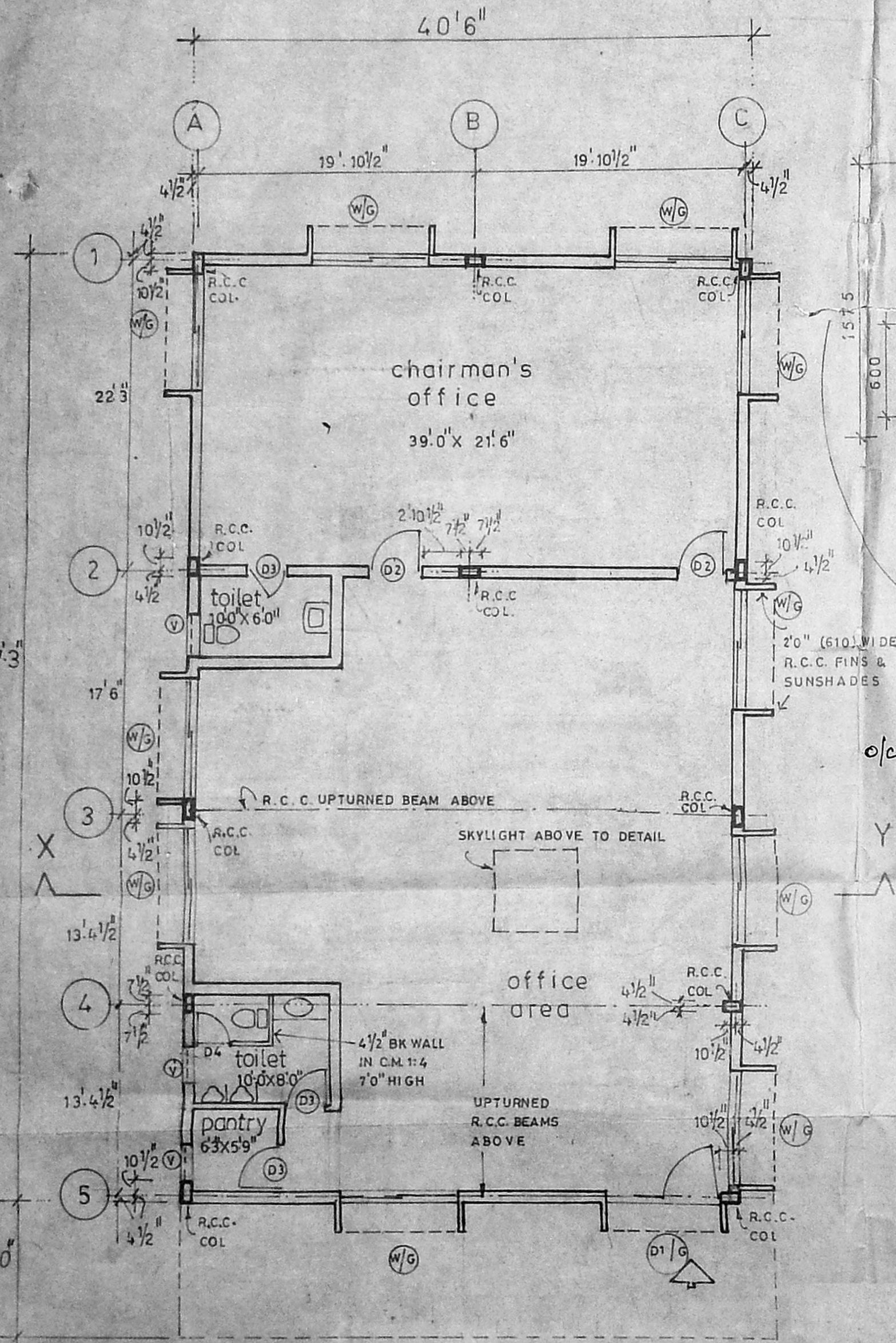


EAST ELEVATION



SECTION X Y

MMDA 'C' / PP No. /  
 C.No. CD/26735/53  
 Asst. \_\_\_\_\_  
 Scrutiny: 21/1/95  
 PART I \_\_\_\_\_ N  
 PART II \_\_\_\_\_ 12/17  
 A.P. 15/12  
 D.P.



footing detail

Planning Permit No. C/PP/814/95  
**APPROVED**  
 SUBJECT TO THE CONDITIONS IN THIS OFFICE LETTER.  
 No. C/9737/95 Date: 5.9.95  
 For MEMBER SECRETARY  
 MADRAS METROPOLITAN  
 DEVELOPMENT AUTHORITY  
 MADRAS - 600 008.

SCHEDULE OF OPENINGS

TYPE	DESCRIPTION	SIZE
D1	ANO. ALUM. GLAZED DOOR WITH PART FIXED GLAZING	8'4" x 9'3"
D2	T.W. FLUSH DOOR	3'9" x 7'0"
D3	" " "	3'0" x 7'0"
D4	" " "	2'6" x 7'0"
W	ANO. ALUM. GLAZED WINDOW	8'4" x 6'3"
G	" " FIXED GLAZING	8'4" x 2'0"
V	" " VENTILATOR	2'6" x 4'6"

SCALE: 1/8"=1'-0" DATE: 2.12.91  
 PLINTH AREA 2805 SFT (260.68sqm)

OUTLINE SPECIFICATIONS

- ALL R.C.C. WORK SHOULD BE IN 1:2:4 MIX (M200) SIZES OF MEMBERS & REINFORCEMENT DETAILS AS IN STRUCTURAL DRAWINGS
- ALL 9" BRICK WALLS WITH STOCK BRICKS IN C.M. 1:6
- CEILING PLASTER IN C.M. 1:3; WALL PL. IN C.M. 1:5
- ALL MATERIALS & SPECIFICATIONS SHALL COMPLY WITH THE LATEST ISI BUILDING CODES.

PLAN OF BUILDING for  
 CHAIRMAN'S OFFICE,  
 SUNDARAM-ABEX LTD.,  
 PADI (SEE SITE PLAN for S.Nos),  
 KORATTUR VILLAGE,  
 CHENGLEPET DIST.

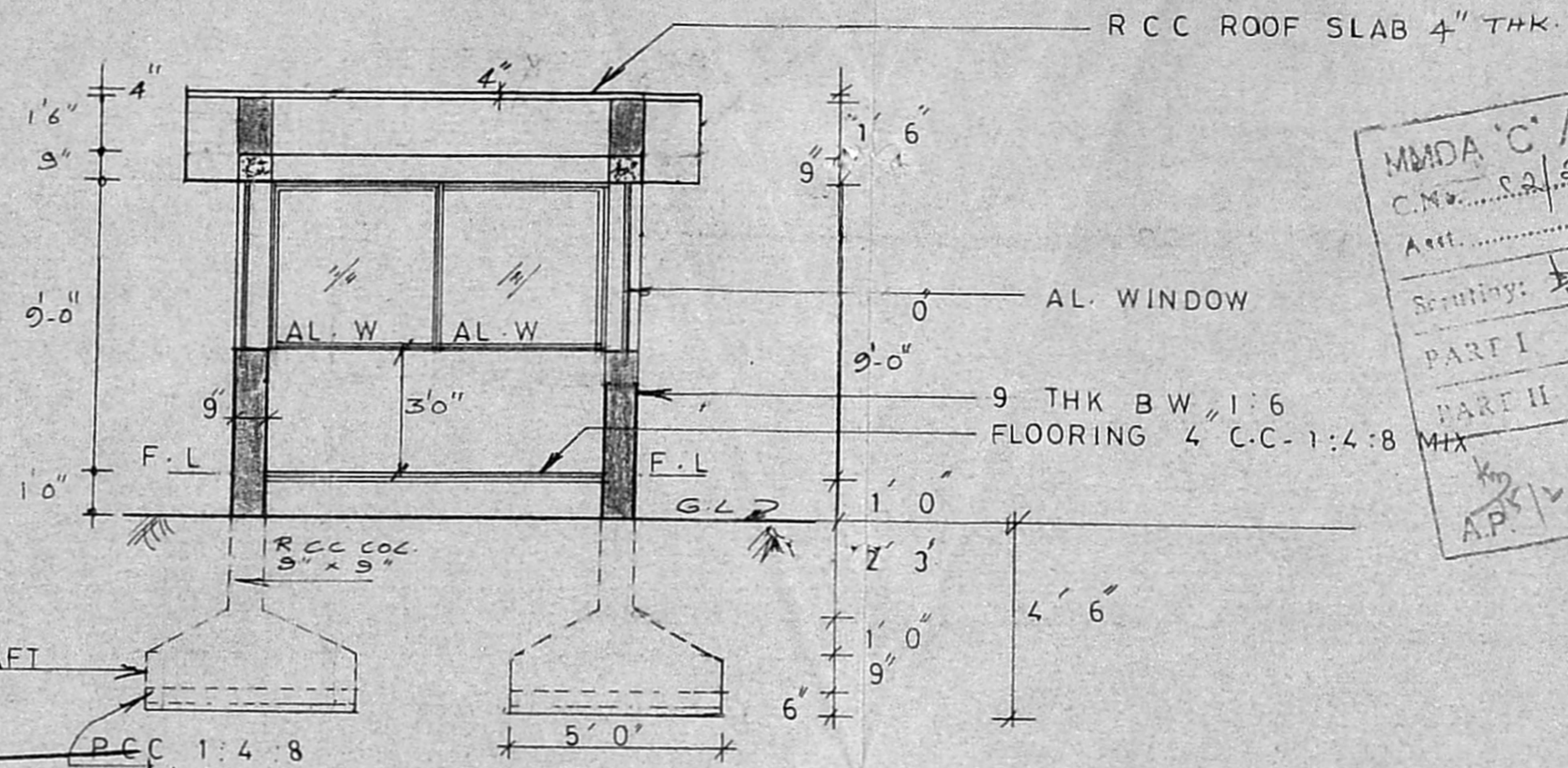
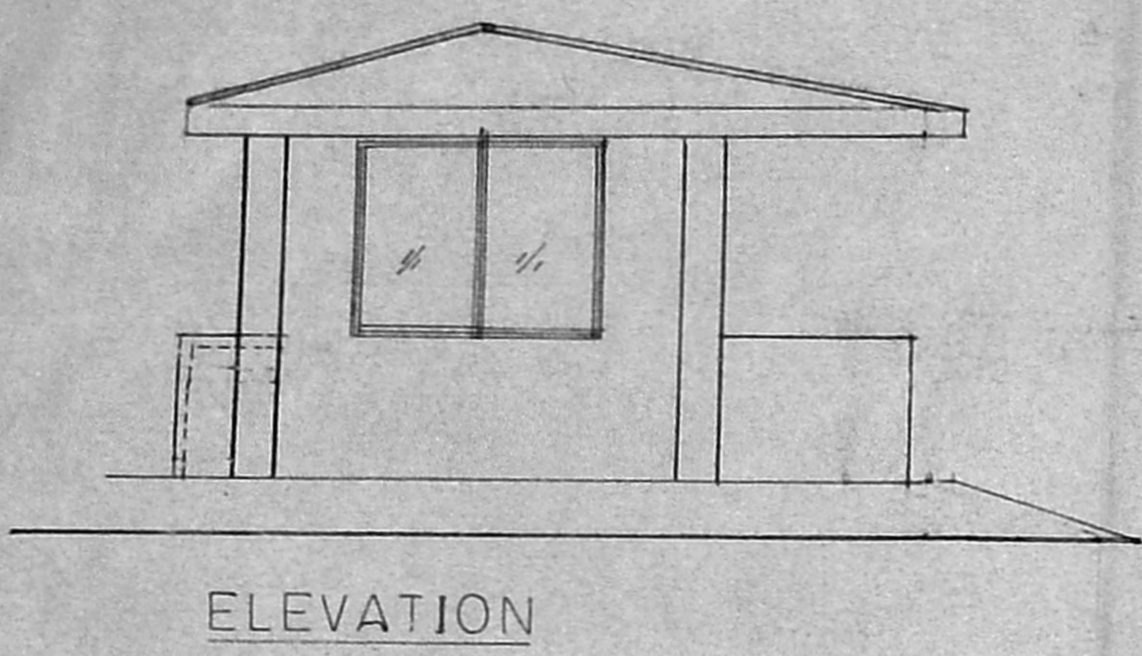
OWNER:

For SUNDARAM-ABEX LIMITED  
*V. R. JANARDHANAM*  
 V. R. JANARDHANAM  
 President

*R. Seshadri*  
 R. SESHADRI, B.E., F.I.E., F.I.V.  
 Licensed Surveyor No. 12  
 AMBATTUR TOWNSHIP

LICENSED SURVEYOR: CLASS I No. 274

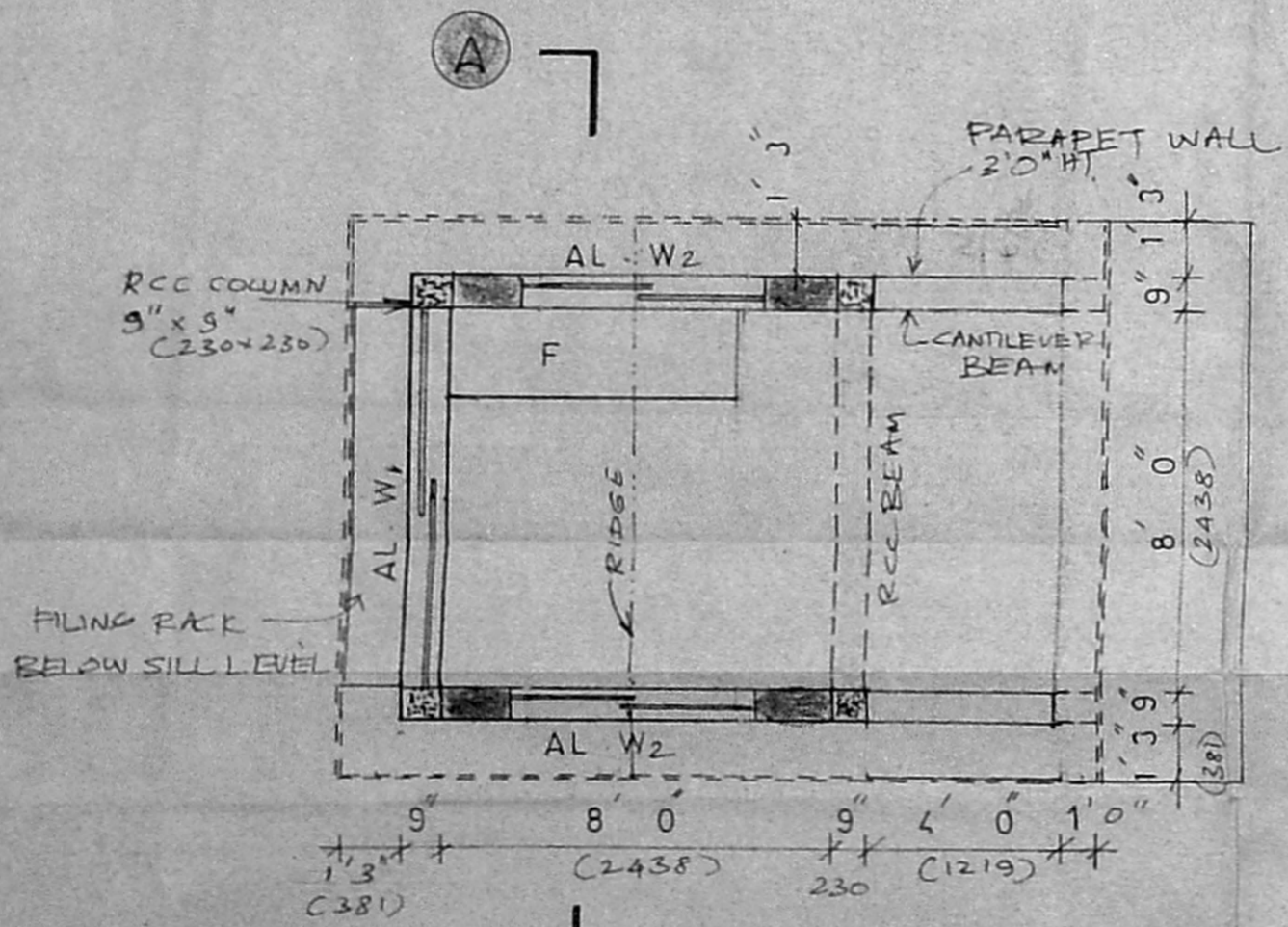
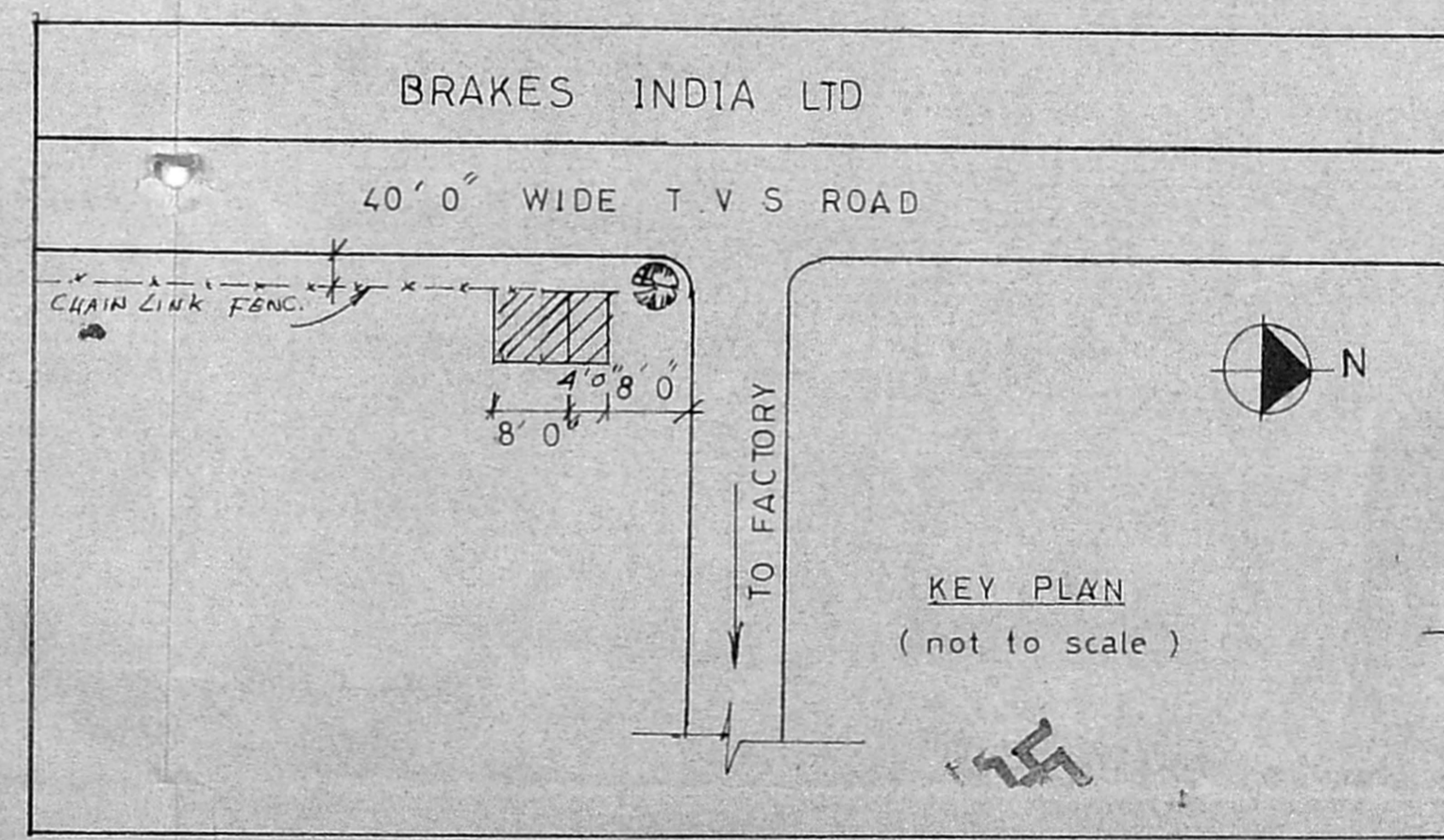
V.S.SHIVAKUMAR, B.ARCH., A.I.A., REG. ARCHITECT: CA/25/84  
 8 7TH LANE DR. R.K. SALAI, MADRAS 600 004



MMDA 'C' / PP NO. /  
C.No. 22/26735/82  
Ass. /  
Scrutiny: 21/1/84  
PART I /  
PART II 10/2  
A.P. /  
DP

Planning Permit No. C/PP/21M/195  
**APPROVED**  
SUBJECT TO THE CONDITIONS IN THIS OFFICE LETTER.  
No. 22/9737/95 Date 5.9.85  
FOR MEMBER SECRETARY  
MADRAS METROPOLITAN  
DEVELOPMENT AUTHORITY  
MADRAS - 600 008.

SCHEDULE OF JOINERY  
D DOOR = 9'4" x 2'38"  
W<sub>1</sub> AL GLAZED WINDOW = 2'438" x 1'219"  
W<sub>2</sub> AL GLAZED WINDOW = 1'524" x 1'219"  
PLINTH AREA = 128.25 SQ.FT (11.92 m<sup>2</sup>)




PLAN - SECURITY SHED

For SUNDARAM-ABEX LIMITED  
V. R. JANARDHANAM  
President

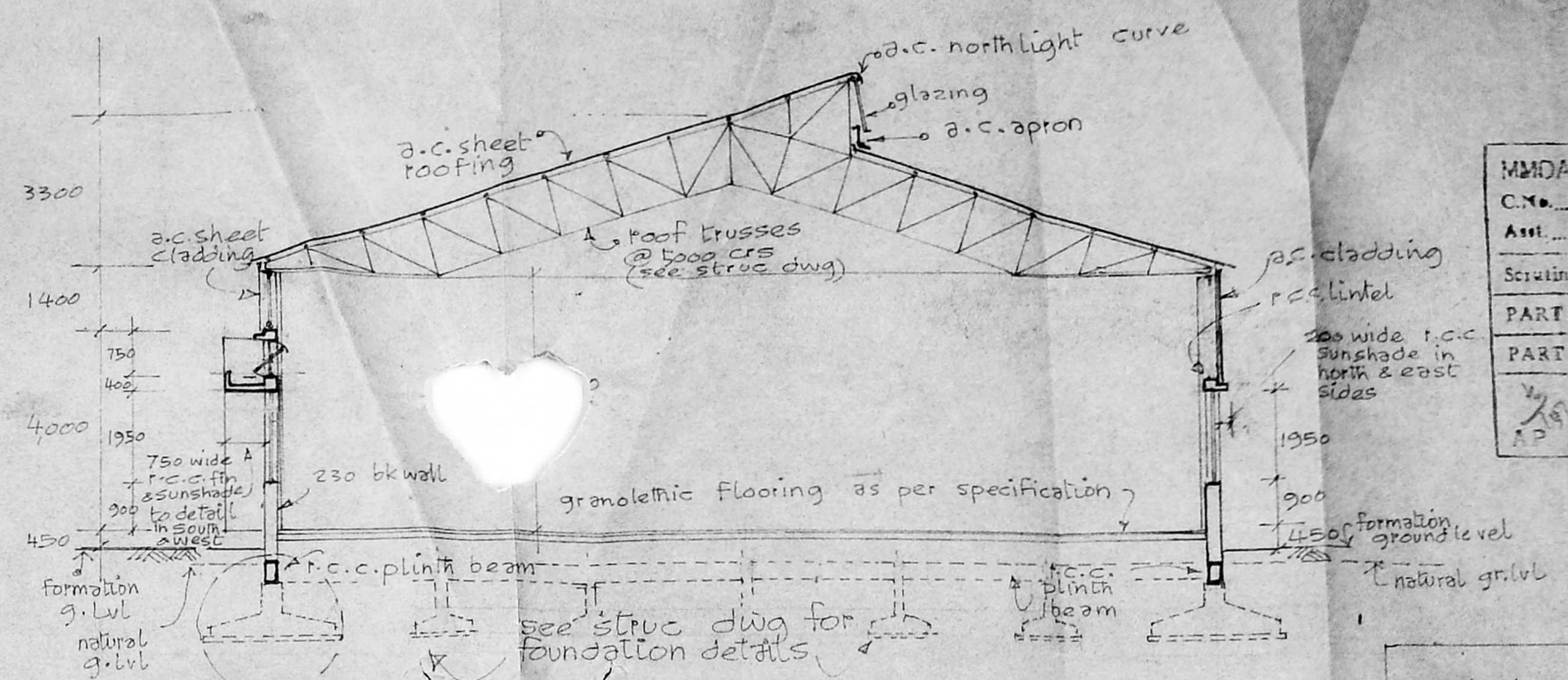
R. SESHADRI, B.E., F.I.E., F.I.V.  
Licensed Surveyor No. 12  
AMBATTUR TOWNSHIP

SCALE 1:50 (1" = 4'0")		SUNDARAM ABEX LIMITED PADI MADRAS 50	
SL No.	DATE	REVISION	CHD.
GROUP CIVIL ENGINEER			

TITLE  
**SECURITY SHED**  
DATE 27-4-91  
DRG. No. 57



**SOUTH ELEVATION**



**SECTION X Y**

MMDA 'C' / PP No. /	
C.No. 22/26735/94	
Asst. _____	
Scrutiny: 21/1/94	
PART I	
PART II	
AP	
D.P.	

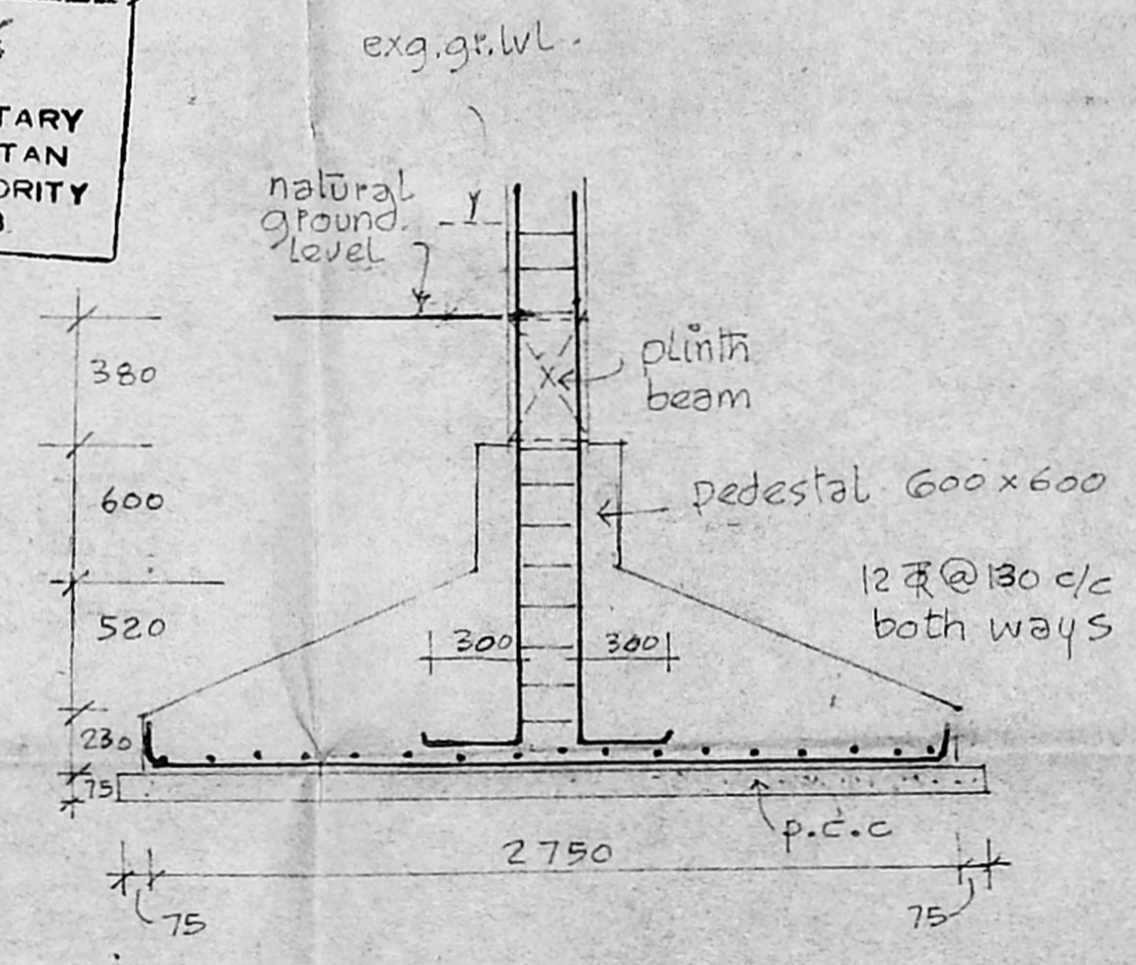
Planning Permit No. C [PP] 8111/95  
**APPROVED**  
 SUBJECT TO THE CONDITIONS IN THIS OFFICE LETTER.  
 No. C2/9737/95 Date 5-9-95  
 FOR MEMBER SECRETARY  
 MADRAS METROPOLITAN DEVELOPMENT AUTHORITY  
 MADRAS - 600 008

**Schedule of openings**

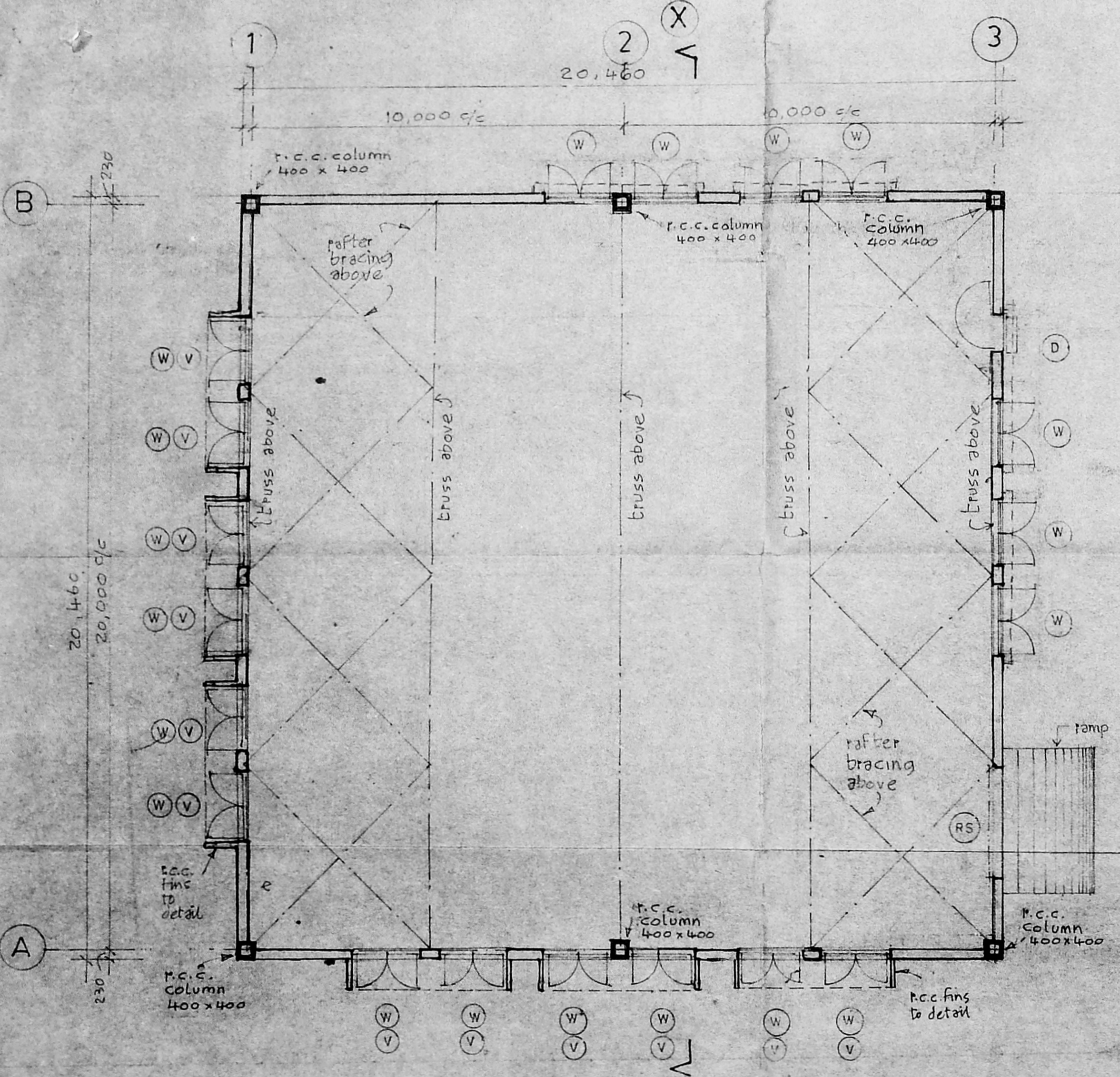
type	description	size
rs	rolling shutter	3000 x 3500
d	anal. glazed door	1000 x 2100
w	" " " window	1750 x 1950
v	" " " ventilator	1750 x 750

scale: 1:100  
 revised date: 20.1.93  
 plinth area..... 418.62 sqm

- outline specifications**
- all r.c.c. work to be in 1:2:4 mix (m 200) sizes of members & reinforcement details as in structural drawing
  - all brick walls unless otherwise mentioned are to be 230 thick in cm. all 115 m tk walls to be in cm. 114 with 2nos 6mm m.s. bars every 4th course
  - ceiling plaster in cm. 1:3 wall plaster in cm. 1:5
  - all materials & specification shall comply with the latest I.S.I building codes.



**footing detail**



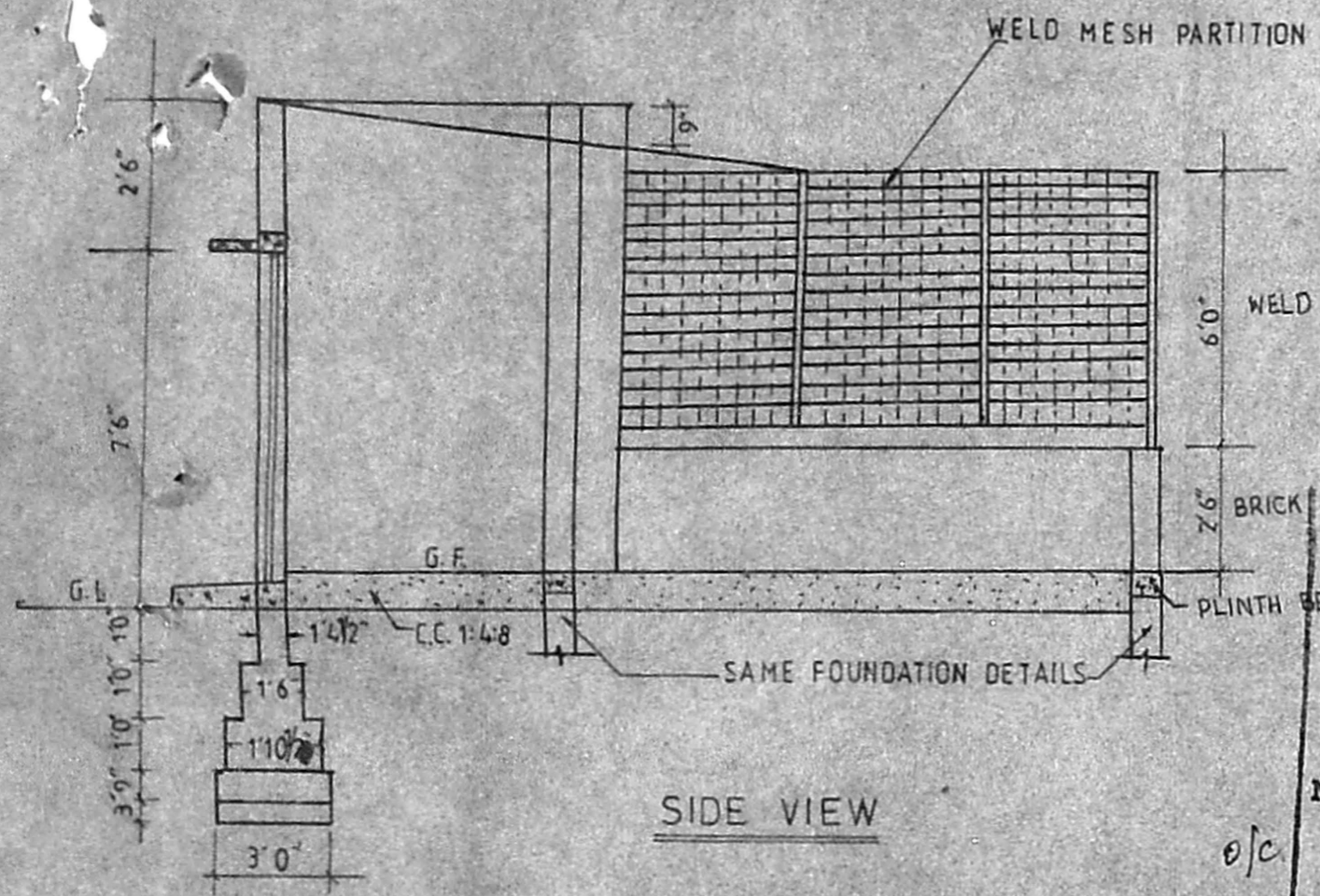
**PLAN**

For SUNDARAM-ABEX LIMITED  
 V. R. JANARDHANAM  
 President.

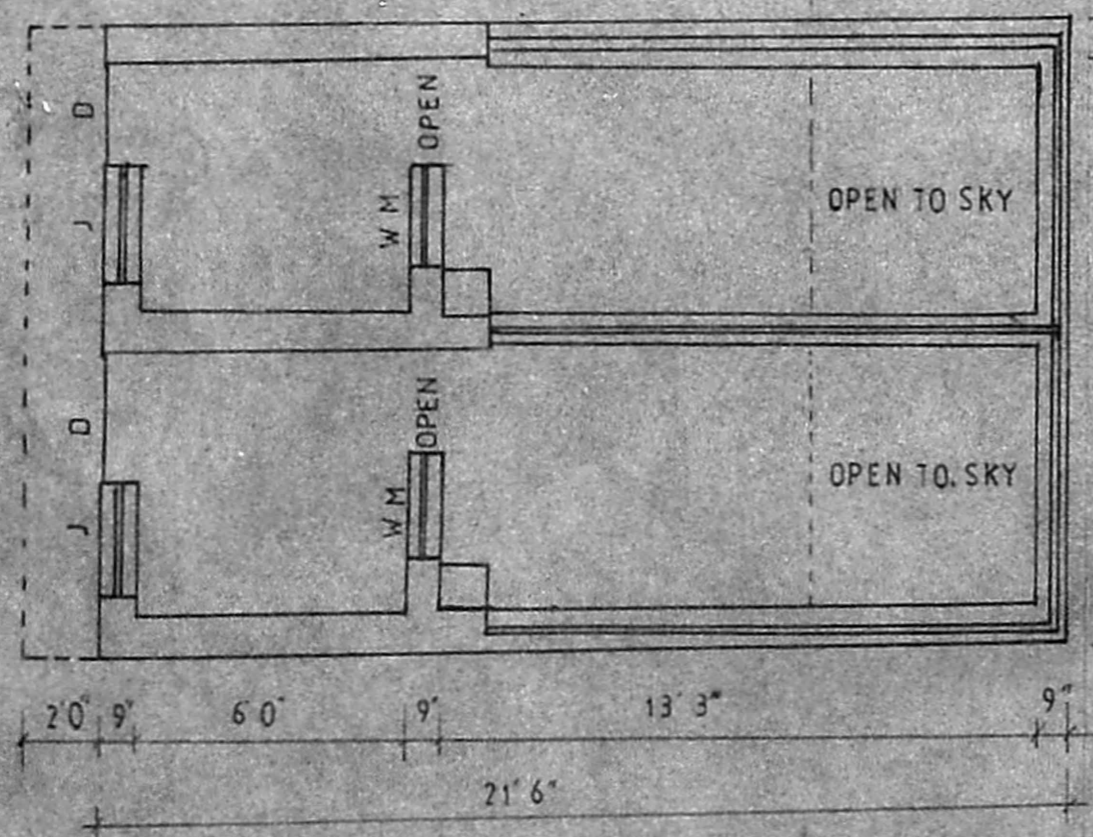
*R. Seshadri*  
 R. SESHADRI, B.E., F.I.E., F.I.V.  
 Licensed Surveyor No. 12  
 AMBATTUR TOWNSHIP

**PLAN OF RESEARCH & DEVELOPMENT BLOCK for SUNDARAM ABEX LTD., PADI (see site plan for S.Nos) KORATTUR VILLAGE CHINGLEPET DIST.**

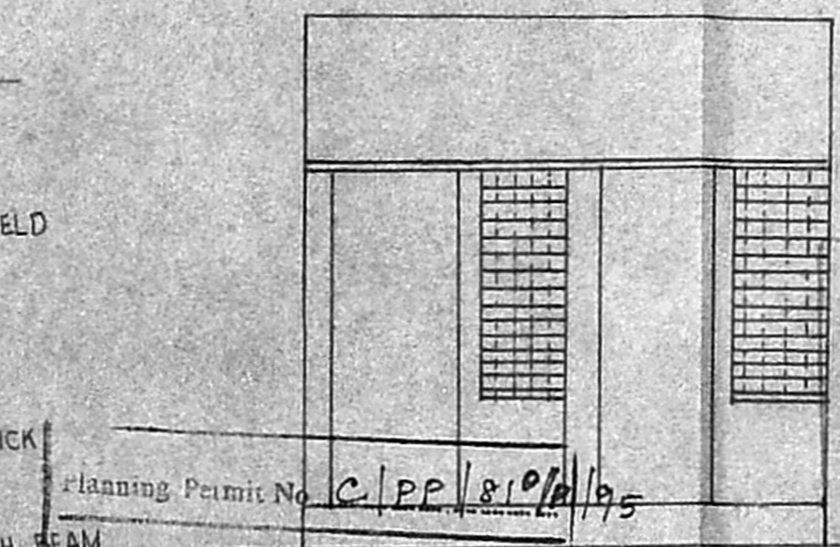
owner  
 Licensed surveyor:  
 architect: v.s. shivakumar, barch, a.i.a.  
 8, 7th Lane, Chinglepet, Madras.



SIDE VIEW



PLAN



Planning Permit No. C/PP/810/2/95

**APPROVED**

SUBJECT TO THE CONDITIONS IN THIS OFFICE LETTER

No. C2/9737/95 Date: 5.9.95

FOR MEMBER SECRETARY  
MADRAS METROPOLITAN  
DEVELOPMENT AUTHORITY  
MADRAS SESHAIDOOB., F.I.E., FLV,  
Licensed Surveyor No. 10  
AMBATTUR TOWNSHIP

MMDA 'C' / PP No. /  
C.No. C2/26735/93  
Att. ....  
Scrutiny: 21/1/94  
PART I  
PART II 10/2  
AP  
D.P.

JOINERY DETAILS

- DOOR - 2'6" X 6'6" - WELDED MESH
- J - 2'0" X 4'0" - CONCRETE JALLY
- O - 2'6" X 6'6" - OPEN

AREA DETAILS

PLINTH AREA = 263.37 SQ. FT.  
OR  
24.47 SQ. MT.

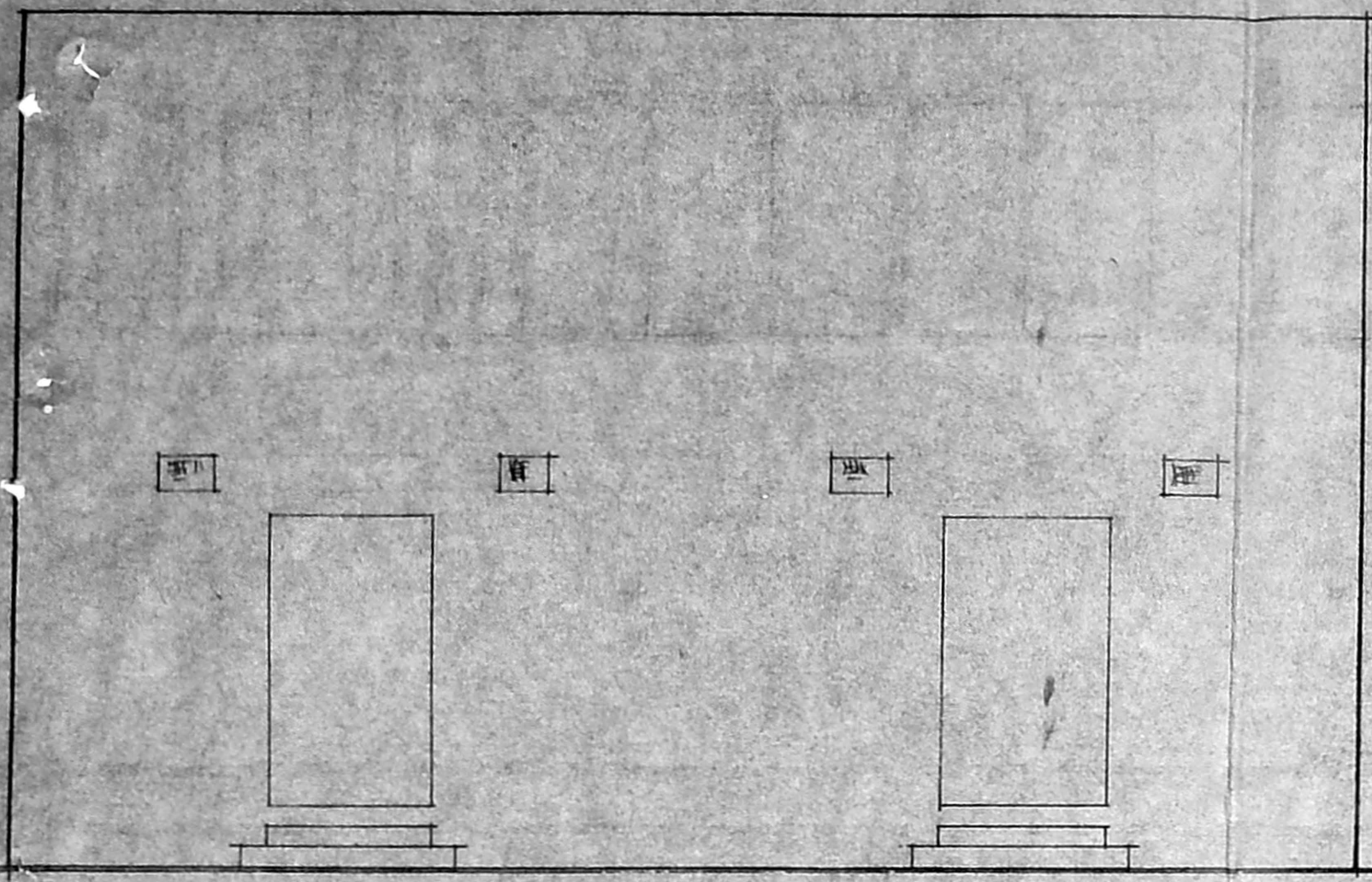
For SUNDARAM-ABEX LIMITED  
*V. R. Janardhanam*  
V. R. JANARDHANAM  
President.

PROPOSED

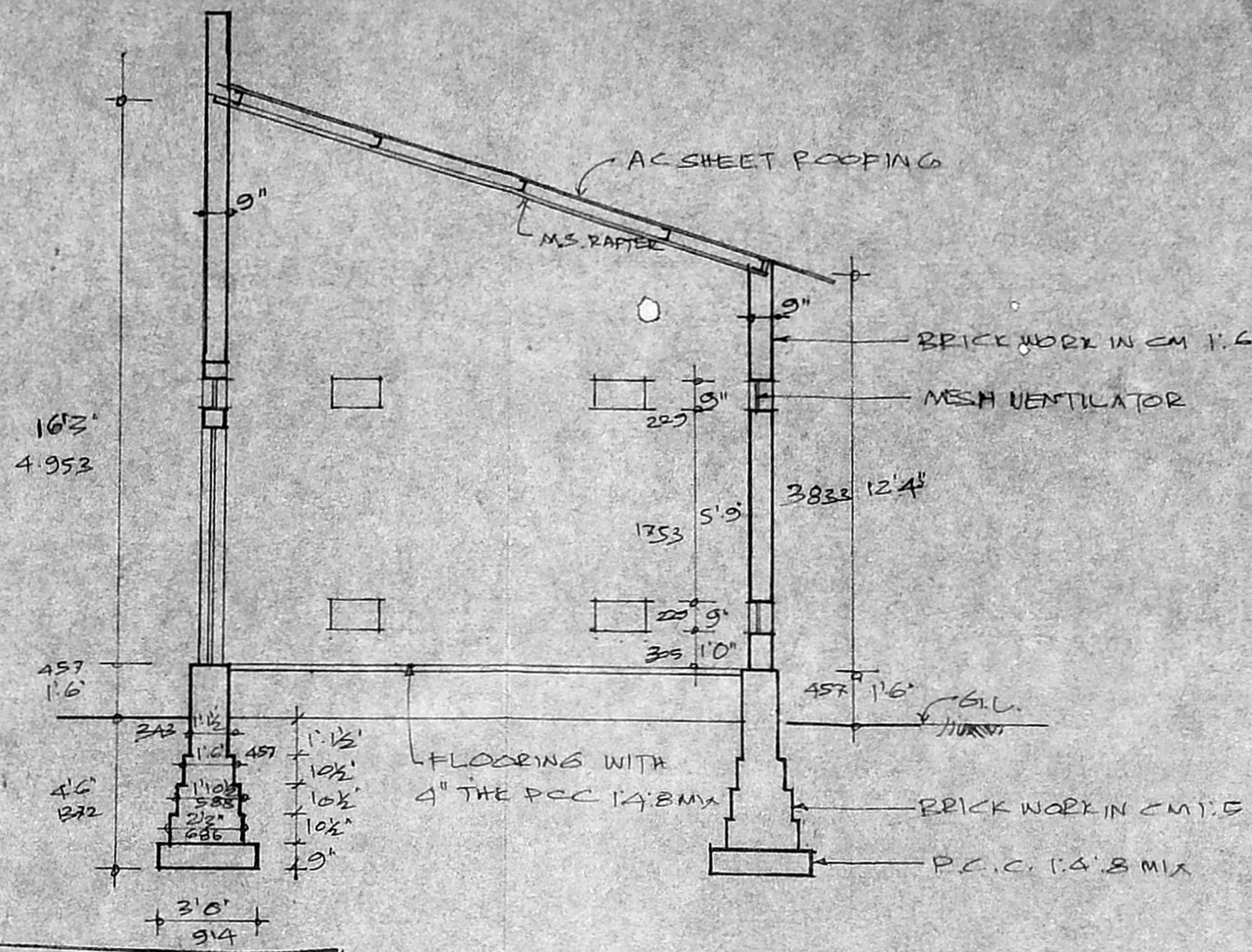
DOG KENNEL

SCALE 1 INCH = 6 FEET





SOUTH SIDE ELEVATION



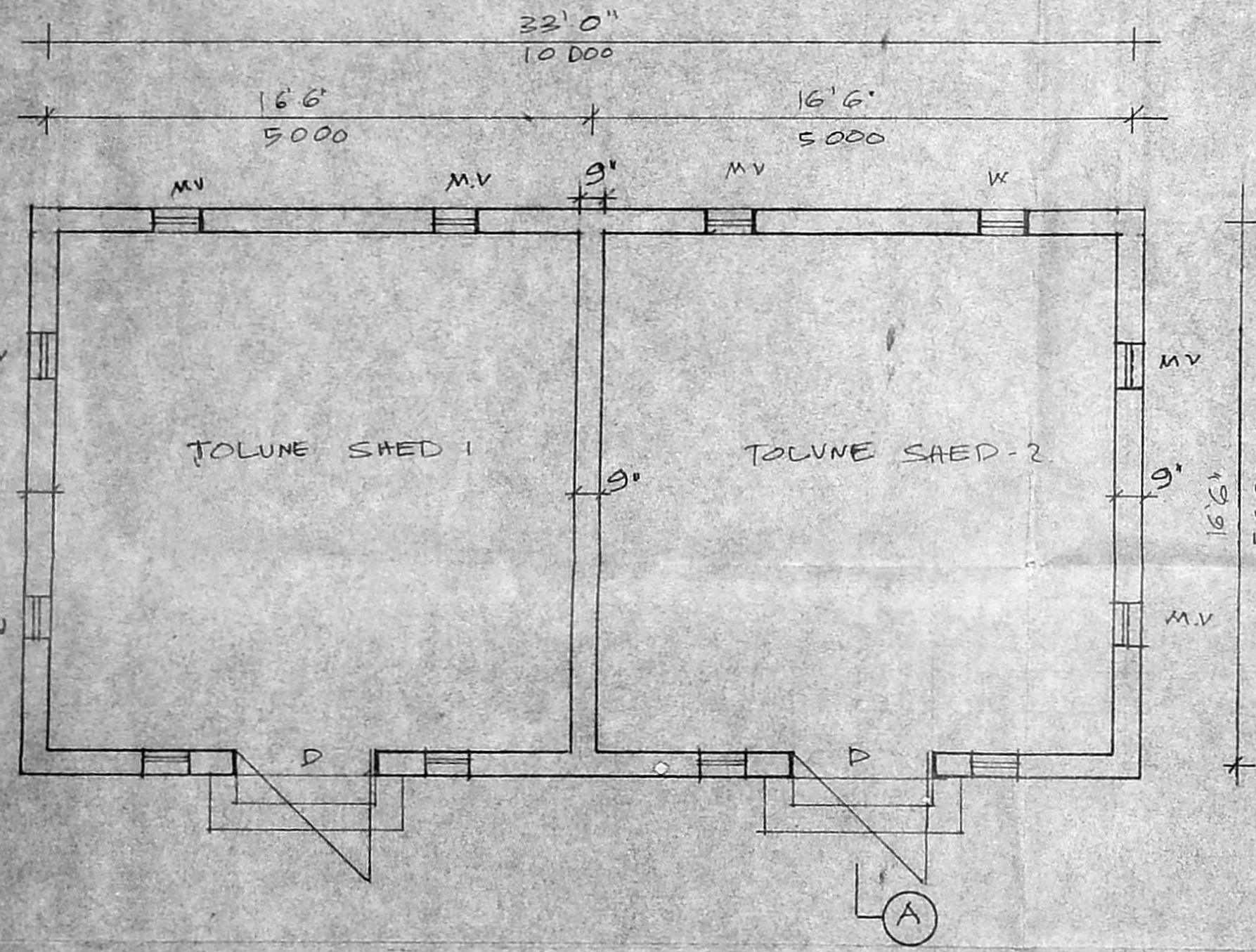
Planning Permit No. C/PP/91/P/175 SECTION (A) - (B)

**APPROVED**

SUBJECT TO THE CONDITIONS IN THIS OFFICE LETTER.

No. C-2/9727/95 Date: 5-95

FOR MEMBER SECRETARY  
MADRAS METROPOLITAN  
DEVELOPMENT AUTHORITY  
MADRAS - 600 008.



PLAN - TOLUNE SHED

SCHEDULE OF JOINERY

D - DOOR 4'0" x 7'0"

M.V. MESH VENTILATOR 1'3" x 9"

MMDA 'C' / PP NO. /  
C.No. C2/26735/95

Asst. \_\_\_\_\_

Scrutiny: 8/21/154

PART I \_\_\_\_\_

PART II \_\_\_\_\_

A.P. \_\_\_\_\_

For SUNDARAM ABEX LIMITED  
V. R. JANARDHAN  
President

R. SESHADRI, B.E., F.I.E., F.I.V.  
Licensed Surveyor No. \_\_\_\_\_  
AMBATTUR TOWNSHIP

SCALE 1"=4'-0" (1:50) ALL DIMENSIONS ARE IN MM		SUNDARAM ABEX LTD PADI, MADRAS 600050	
		DRN M. S. JAYARAJ D.C.E.	
		TRD	
		CHD	
Sl. No.	DATE	REVISION	CHD.
TITLE DETAILS OF EXISTING TOLUNE SHED			GROUP CIVIL ENGINEER
			DATE 25.9.92
			DRG. No. 58